


HEADSTART

GERMAN PROGRAM

MODULE VIII



U S DEPARTMENT OF HEALTH,
EDUCATION & WELFARE
NATIONAL INSTITUTE OF
EDUCATION

THIS DOCUMENT HAS BEEN REPRODUCED EXACTLY AS RECEIVED FROM THE PERSON OR ORGANIZATION ORIGINATING IT. POINTS OF VIEW OR OPINIONS STATED DO NOT NECESSARILY REPRESENT OFFICIAL NATIONAL INSTITUTE OF EDUCATION POSITION OR POLICY.

"PERMISSION TO REPRODUCE THIS MATERIAL HAS BEEN GRANTED BY

Robert P. Schifano
Adjutant

TO THE EDUCATIONAL RESOURCES
INFORMATION CENTER (ERIC)."

Prepared by
**DEFENSE LANGUAGE INSTITUTE
FOREIGN LANGUAGE CENTER**

SEPTEMBER 1977

THIS PUBLICATION IS TO BE USED PRIMARILY IN SUPPORT OF TRAINING MILITARY PERSONNEL AS PART OF THE DEFENSE LANGUAGE PROGRAM (RESIDENT AND NONRESIDENT). INQUIRIES CONCERNING THE USE OF THE MATERIALS, INCLUDING REQUESTS FOR COPIES, SHOULD BE ADDRESSED TO:

DEFENSE LANGUAGE INSTITUTE
FOREIGN LANGUAGE CENTER
NONRESIDENT INSTRUCTION DIVISION
PRESIDIO OF MONTEREY, CA 93940

TOPICS IN THE AREAS OF POLITICS, INTERNATIONAL RELATIONS, MORES, ETC., WHICH MAY BE CONSIDERED AS CONTROVERSIAL FROM SOME POINTS OF VIEW ARE SOMETIMES INCLUDED IN LANGUAGE TRAINING FOR DLIFLC STUDENTS, SINCE MILITARY PERSONNEL MAY FIND THEMSELVES IN POSITIONS WHERE CLEAR UNDERSTANDING OF CONVERSATIONS OR WRITTEN MATERIAL OF THIS NATURE WILL BE ESSENTIAL TO THEIR MISSION. THE PRESENCE OF CONTROVERSIAL STATEMENTS--WHETHER REAL OR APPARENT--IN DLIFLC MATERIALS SHOULD NOT BE CONSTRUED AS REPRESENTING THE OPINIONS OF THE WRITERS, OF THE DEFENSE LANGUAGE INSTITUTE, OR OF THE DEPARTMENT OF DEFENSE.

CONTENTS

Introduction	1
Unit 1	
Objectives	2
Exercises	2
Self-evaluation Quiz	2
Key to Self-evaluation Quiz	7
Guide for Review	9
Supplementary Exercise A	10
Supplementary Self-evaluation Quiz A	10
Supplementary Exercise B	12
Supplementary Self-evaluation Quiz B	15
Supplementary Self-evaluation Quiz B	16
Unit 2	
Objectives	18
Exercises	18
Self-evaluation Quiz	18
Key to Self-evaluation Quiz	25
Guide for Review	28
Supplementary Exercise A	29
Supplementary Self-evaluation Quiz A	29
Supplementary Exercise B	31
Supplementary Self-evaluation Quiz B	32
Supplementary Exercise C	33
Supplementary Self-evaluation Quiz B	35
Supplementary Self-evaluation Quiz C	35
Vocabulary	38

MODULE 8

INTRODUCTION

This module deals with a single situation: Mike Halloway is visiting the Müller family in their home. In the first unit Mike arrives at their house and is introduced to Mrs. Müller. The exercises take up phrases and expressions that are likely to occur in such a situation. Unit 2 deals with some common topics for conversation among people wanting to get to know each other.

The method for studying is the same as in all other modules. You will practice mainly with the tape. Continue to pay close attention to how the German speakers on the tape sound, and imitate them. Don't be afraid to speak up when saying something in German.

DLI German Headstart

Note on Page Numbering:

The printed components of the DLI German Headstart course (Modules I, II, III, ..., IX), depending on the practice of the individual printer, were sometimes grouped into booklets of three or more with continuous page numbering (1, 2, 3, ...). In order to facilitate the consultation of this present collection, the individual Modules have been separated; however, the original page numbering has been retained. Consequently, some Modules begin with numbers that might appear out of sequence (for example: Module 2 begins with page 37).

MODULE 8

UNIT I

OBJECTIVES

When you complete this unit, you will be able to:

- a. React appropriately when a German asks you to enter his house or to have a seat.
- b. Understand and use such phrases as "How are you?" and "I am fine."
- c. Respond appropriately when being introduced to someone.
- d. Introduce yourself or someone else to a German.
- e. Ask permission to do something.

EXERCISES

A VISIT

Mike: Hello, Mr. Müller.

Mr. Müller: Hello, Mike. Come in. How are you?

Mike: Fine, thank you.

Mr. Müller: May I introduce (you): Mr. Halloway - my wife.

Mike: Hello, Mrs. Müller.

Mrs. Müller: Hello, Mr. Halloway.

(Mike gives flowers to Mrs. Müller)

Oh, how nice! Please have a seat.

Mike: Thank you.

EIN BESUCH



- Mike: Guten Tag, Herr Müller.
- Herr Müller: Guten Tag, Mike. Kommen Sie herein. Wie geht es Ihnen?
- Mike: Danke, gut.
- Herr Müller: Darf ich vorstellen: Herr Halloway - meine Frau.
- Mike: Guten Tag, Frau Müller.
- Frau Müller: Guten Tag, Herr Halloway.
- (Mike gibt Frau Müller Blumen.)
- Ach wie nett! Nehmen Sie bitte Platz.
- Mike: Danke.

EXERCISE 14.

- Wie geht's? Danke, gut.
- Wie geht es Ihnen? Es geht mir gut.
- Es geht mir gut.
- Es geht mir schlecht.
- Es geht mir nicht gut.
- Es geht mir nicht schlecht.
- Es geht mir sehr gut.



EXERCISE 17.



- Darf ich vorstellen: mein Freund Herr Smith - Herr Müller.
- Darf ich vorstellen: meine Freundin Fräulein Wilson - Frau Müller.
- Darf ich vorstellen: Herr Meier - meine Frau.

EXERCISE 18.

Darf ich meinen Freund vorstellen?
 Darf ich meine Freundin vorstellen?
 Darf ich meinen Mann vorstellen?
 Darf ich mich vorstellen?

EXERCISE 21.

Darf ich rauchen?	May I smoke?
Darf ich das machen?	May I do that?
Darf ich da sitzen?	May I sit there?
Darf ich das sehen?	May I see that?
Darf ich das lesen?	May I read that?
Darf ich Ihnen helfen?	Do you need any help?*

EXERCISE 26.



Ach wie nett!

Oh, how nice.

Oh, wie schade!

Oh, what a shame.

Schade.

Too bad.

Das tut mir leid.

I'm sorry.



Das freut mich.

I'm so glad.



Wie bitte?

I beg your pardon?



* Only a salesman would say "Was darf's sein?" for "May I help you?" "Darf ich Ihnen helfen?" would be used in the sense of helping or assisting a friend do something.

Entschuldigen Sie, bitte!

Excuse me.

Das macht nichts.

That's O.K.



EXERCISE 29.

1. A: Wie geht es Ihnen? How are you?
 B: Danke, gut. Fine, thank you.
 A: Wo ist Ihre Frau? Where is your wife?
 B: Sie sitzt da drüben She is sitting over there,
 und telefoniert. making a phone call.

2. A: Rauchen Sie? Do you smoke?
 B: Nein, danke. Ich No, thanks. I don't
 rauche nicht. smoke.
 A: Möchten Sie ein Glas Would you like a glass of
 Wein? wine?
 B: Ja, bitte. Ich trinke Yes, please. I like to drink
 gern Wein. wine.

3. A: Darf ich Ihnen helfen? May I help you? (Do you need
 B: Geben Sie mir bitte Give me the knife please.
 das Messer.

4. A: Was machen Sie am What are you doing Sunday?
 Sonntag?
 B: Ich gehe in die I'm going to church.
 Kirche.*

* in die Kirche: to church

5. A: Darf ich den Stadtplan sehen? May I see the city map?
B: Hier bitte. Wohin wollen Sie? Here you are. Where do you want to go?
A: Zum Marktplatz. Was ist das? Ich kann das nicht lesen? To the Marktplatz. What's that? I can't read that.
B: Rathausplatz. Rathausplatz.
6. A: Guten Tag. Kommen Sie herein. Hello. Come in.
B: Guten Tag. Darf ich mich vorstellen: Mike Halloway. Hello. May I introduce myself: Mike Halloway.

SELF-EVALUATION QUIZ**PART I.**

In this part you will hear ten items in German. You will hear each item twice. Select the correct translation from the three choices in your book. After you finish this part, check your answers with the key. If you made any mistakes, check the "Guide for Review" and do the supplementary exercises indicated before continuing with this quiz. Start the tape now.

1. A. Sit down.
B. Come in.
C. Can you come in?
2. A. How are you?
B. Where are you going?
C. May I help you?
3. A. May I smoke?
B. May I introduce (you)?
C. May I do that?
4. A. Pick up the receiver!
B. Is the seat taken?
C. Please have a seat!
5. A. May I introduce my husband?
B. May I introduce my girl friend?
C. I'll pick up my wife.
6. A. I am very well.
B. I am sick.
C. I am fine.
7. A. May I sit here?
B. I would like to smoke.
C. May I smoke here?
8. A. May I see that?
B. May I help you?
C. May I read this?
9. A. How much is that?
B. That doesn't matter.
C. Oh, what a shame.
10. A. I am sorry.
B. How nice.
C. I'm so glad.

PART II.

You will hear ten situations explained to you in English. The same explanations are in your book. For each of these situations you will hear three German expressions. Select the German expression most appropriate to the situation by writing A, B, or C on a sheet of paper. After you finish this part of the quiz, check your responses with the key. If you made any mistakes, make a note of the item number and go on. Start the tape now.

1. You want to ask Mr. Müller how he is. What would you say?
2. You want to tell a visitor to come in. What would you say?
3. You want to introduce yourself. What would you say?
4. You want to introduce your girl friend. What would you say?
5. You want to introduce two people to each other. What would you say before saying their names?
6. You want to ask someone to have a seat. What would you say?
7. You want to tell someone that you are fine. What would you say?
8. You want to offer your assistance to someone. What would you say?
9. You want to know if you may have a look at something. What would you say?
10. Someone tells you that he is feeling very well. What would you say in response?

PART III.

You will be given nine directions. Say the appropriate sentence or question in German. When you hear "STOP," stop speaking and check what you said with the tape. If you didn't know what to say in the time provided, make a note of the item number and consult the "Guide for Review."

1. Tell someone to come in.
2. Ask Mr. Müller how he is.

3. Say "May I introduce my girl friend?"
4. Say "May I introduce myself?"
5. Introduce Mr. Wilson to Mrs. Müller.
6. Ask someone to have a seat.
7. Offer someone your assistance.
8. Ask permission to smoke.
9. Someone said something that you didn't quite understand.
Say "I beg your pardon?"

KEY TO SELF-EVALUATION QUIZ

PART I.

1. B
2. A
3. B
4. C
5. A
6. B
7. C
8. B
9. B
10. A

PART II.

1. B
2. C
3. B
4. A
5. C
6. A
7. A
8. C
9. B
10. C

GUIDE FOR REVIEW

If you made a mistake on any of the parts listed below, do the supplementary exercises indicated.

Part I	Questions 1-4:	Review the conversation and do Supplementary Exercise A.
	Questions 5, 7-8:	Do Supplementary Exercise B.
	Questions 6, 9-10:	Do Supplementary Exercise A.
Part II	Questions 1-2, 6-7, 10:	Do Supplementary Exercise A.
	Questions 3-5, 8-9:	Do Supplementary Exercise B.
Part III	Questions 1-2, 9:	Do Supplementary Exercise A.
	Questions 3-8:	Do Supplementary Exercise B.

SUPPLEMENTARY EXERCISE A.

1. Select the correct English equivalent.

- a. Nehmen Sie Platz!
 - (1) Take me to the square.
 - (2) Please have a seat.
- b. Wie geht's?
 - (1) How are you?
 - (2) Where are you going?
- c. Kommen Sie herein!
 - (1) Sit down.
 - (2) Come in.
- d. Darf ich vorstellen?
 - (1) May I introduce (you)?
 - (2) May I introduce myself?
- e. Es geht mir sehr gut.
 - (1) I am sick.
 - (2) I am very well.

- f. Das tut mir leid.
 (1) I'm so glad.
 (2) I'm sorry.
- g. Das macht nichts.
 (1) That doesn't matter.
 (2) Oh, what a shame.

KEY.

- a. (2) b (1) c. (2) d (1)
 e. (2) f. (2) g (1)

2. Cover the column on the right and translate into English. Check your translations by uncovering the right column one line at a time.

- | | |
|------------------------------|-------------------------------|
| a. Wie geht es Ihnen? | How are you? |
| b. Nehmen Sie Platz. | Have a seat. |
| c. Es geht mir schlecht. | I am sick (or, in bad shape). |
| d. Kommen Sie herein. | Come in. |
| e. Darf ich mich vorstellen? | May I introduce myself? |
| f. Ach, wie nett. | Oh, how nice. |
| g. Guten Tag. | Hello. |
| h. Wie geht's? | How is it going? |
| i. Das freut mich. | I'm so glad. |
| j. Wie bitte? | I beg your pardon? |

3. Cover the column on the right and translate from English into German. Check your translations by uncovering the right column one line at a time.

- | | |
|------------------|--------------------|
| a. Oh, how nice. | Ach, wie nett. |
| b. Come in. | Kommen Sie herein. |

c. How is it going?	Wie geht's?
d. Have a seat.	Nehmen Sie Platz.
e. Hello.	Guten Tag.
f. Fine, thank you.	Danke, gut.
g. I am sick.	Es geht mir schlecht.
h. How are you?	Wie geht es Ihnen?
i. I am sorry.	Das tut mir leid.
j. That doesn't matter.	Das macht nichts.

SUPPLEMENTARY SELF-EVALUATION QUIZ A

PART I.

Select the correct English equivalent.

- Es geht mir schlecht.
 - I'm fine.
 - I'm very well.
 - I'm sick.
- Darf ich vorstellen?
 - May I smoke?
 - May I do that?
 - May I introduce (you)?
- Nehmen Sie Platz.
 - Come in.
 - Sit down.
 - Take me to the square.
- Wie geht es Ihnen?
 - How are you?
 - May I help you?
 - Where are you going?

5. Kommen Sie herein.
- A. Sit down.
 - B. Come tomorrow.
 - C. Come in.
6. Das tut mir leid.
- A. I'm so glad.
 - B. I'm sorry.
 - C. I beg your pardon.
7. Das macht nichts.
- A. What a shame.
 - B. That doesn't matter.
 - C. I'm fine.

KEY.

1. C 2. C 3. B 4. A 5. C 6. B 7. B

PART II.

For each of the following situations select the correct German equivalent.

1. You want to tell someone to come in. What would you say?
- A. Kommen Sie herein.
 - B. Nehmen Sie Platz.
 - C. Steigen Sie ein.
2. You want to ask Mrs. Müller how she is. What would you say?
- A. Ach, wie nett!
 - B. Wie geht's?
 - C. Wo sind Sie?
3. You want to tell that you are fine. What would you say?
- A. Es geht mir schlecht.
 - B. Danke gleichfalls.
 - C. Es geht mir gut.

4. You want to tell someone that you are glad. What would you say?
- A. Das freut mich.
 - B. Das tut mir leid.
 - C. Das macht nichts.
5. If you didn't understand someone, how would you say "I beg your pardon?"
- A. Schade.
 - B. Ach, wie nett.
 - C. Wie bitte?

KEY.

1. A 2. B 3. C 4. A 5. C

SUPPLEMENTARY EXERCISE B.

1. Select the correct English equivalent.

- a. Darf ich hier rauchen?
 (1) May I sit here?
 (2) May I smoke here?
- b. Darf ich Ihnen helfen?
 (1) May I see that?
 (2) May I help you?
- c. Darf ich meine Frau vorstellen?
 (1) May I introduce my girl friend?
 (2) May I introduce my wife?
- d. Darf ich das sehen?
 (1) May I see that?
 (2) May I read that?
- e. Darf ich mich vorstellen?
 (1) May I introduce Mike?
 (2) May I introduce myself?

KEY.

- a. (2) b. (2) c. (2) d. (1) e. (2)

2. Cover the column on the right. Translate, then check your translation by uncovering one line at a time.

- | | |
|------------------------------------|--|
| a. Darf ich rauchen? | May I smoke? |
| b. Darf ich mich vorstellen? | May I introduce myself? |
| c. Darf ich da sitzen? | May I sit there? |
| d. Darf ich meine Frau vorstellen? | May I introduce my wife? |
| e. Darf ich Ihnen helfen? | May I help you? (or, Do you need my help?) |

- | | |
|--|--|
| f. Darf ich meinen Freund vorstellen? | May I introduce my friend? |
| g. Darf ich vorstellen: mein Freund, Herr Smith - Frau Müller. | May I introduce: my friend, Mr. Smith - Mrs. Müller. |
| h. Darf ich das machen? | May I do that? |
| i. Darf ich das sehen? | May I see that? |
| j. Ich möchte das lesen. | I would like to read that. |

3. Cover the column on the right. Translate, then check your translation by uncovering one line at a time.

- | | |
|------------------------------------|-------------------------------------|
| a. May I introduce my girl friend? | Darf ich meine Freundin vorstellen? |
| b. May I smoke? | Darf ich rauchen? |
| c. May I help you? | Darf ich Ihnen helfen? |
| d. May I introduce myself? | Darf ich mich vorstellen? |
| e. May I see that? | Darf ich das sehen? |
| f. May I introduce my husband? | Darf ich meinen Mann vorstellen? |
| g. I would like to do that. | Ich möchte das machen. |

Do this exercise until you can respond fluently and correctly.

SUPPLEMENTARY SELF-EVALUATION QUIZ B

Select the appropriate German statement.

1. You want to ask permission to smoke. What would you say?
 - A. Ich darf nicht rauchen.
 - B. Darf ich da sitzen?
 - C. Darf ich hier rauchen?

2. You want to introduce two people to each other. What would you say?
- A. Darf ich anrufen?
 - B. Darf ich Platz nehmen?
 - C. Darf ich vorstellen?
3. You want to ask if you may have a look at something. What would you say?
- A. Darf ich das sehen?
 - B. Darf ich Ihnen helfen?
 - C. Darf ich das lesen?
4. You want to introduce your girl friend to someone. What would you say?
- A. Darf ich meinen Freund vorstellen?
 - B. Darf ich meine Freundin vorstellen?
 - C. Darf ich mich vorstellen?

KEY.

1. C 2. C 3. A 4. B

If you made no mistakes and do not have to do the other supplementary exercises, go on to the next unit. If you did make a mistake, review Supplementary Exercise B.

UNIT 2

OBJECTIVES

When you complete this unit, you will be able to:

- a. Tell someone how long you have been somewhere and how long you are going to stay.
- b. Answer questions about how you like some places and things.
- c. Say where you live.
- d. Talk about the weather.

EXERCISES

A CONVERSATION

- Mrs. Müller: How long have you been in Germany?
- Mike: Since January.
- Mrs. Müller: Do you like it here?
- Mike: Yes, very much. Germany is beautiful, but it rains too much.
- Mrs. Müller: Where do you live in America?
- Mike: I live in New York.
- Mike: I have to go back to the barracks now. Thanks a lot for everything.
- Mrs. Müller: Come again soon.
- Mr. Müller: Till Monday, Mike.
- Mike: Till Monday. Good-bye.

EINE UNTERHALTUNG

Frau Müller: Wie lange sind Sie schon in Deutschland?

Mike: Seit Januar.

Frau Müller: Gefällt es Ihnen hier?

Mike: Ja, sehr gut. Deutschland ist schön, aber es regnet zu viel.

Frau Müller: Wo wohnen Sie in Amerika?

Mike: Ich wohne in New York.



Mike: Ich muß jetzt zur Kaserne zurück. Vielen Dank für alles.

Frau Müller: Kommen Sie bald wieder!

Herr Müller: Bis Montag, Mike.

Mike: Bis Montag. Auf Wiedersehen.

EXERCISE 14.

Wie lange **sind** Sie **schon** in Deutschland?

Ich bin seit Januar hier.	I've been here since January.
Ich bin seit Dienstag hier.	I've been here since Tuesday.
Ich bin seit gestern hier.	I've been here since yesterday.
Ich bin seit fünf Wochen hier.	I've been here (for) five weeks.

EXERCISE 17.

1. Ich bin seit drei Tagen hier.
2. Ich bin seit sechs Wochen hier.
3. Ich bin seit fünf Monaten hier.
4. Ich bin seit zwei Jahren hier.

seit einem Tag	der Tag
seit einer Woche	die Woche
seit einem Monat	der Monat
seit einem Jahr	das Jahr

EXERCISE 20.

Example: Wie lange sind Sie schon hier? (two years)

Ich bin seit zwei Jahren hier.

- | | |
|---------------|----------------|
| 1. April | 6. 1976 |
| 2. two months | 7. seven weeks |
| 3. Wednesday | 8. five days |
| 4. yesterday | 9. one week |
| 5. one year | 10. one month |

EXERCISE 21.

Gefällt es Ihnen in Deutschland?	Do you like it in Germany?
Wie gefällt es Ihnen in München?	How do you like it in Munich?
Gefällt Ihnen Berlin?	Do you like Berlin?
Wie gefällt Ihnen die Stadt?	How do you like the city?

EXERCISE 22.

Gefällt es Ihnen in Deutschland?

Ja, es gefällt mir in Deutschland.

Wie gefällt es Ihnen in München?

Es gefällt mir sehr gut in München.

Gefällt Ihnen Berlin?

Ja, Berlin gefällt mir.

Wie gefällt Ihnen das Schloß?

Das Schloß gefällt mir sehr gut.

Gefällt Ihnen das Rathaus?

Ja, das Rathaus gefällt mir gut.

EXERCISE 24.

Schmeckt Ihnen der Wein?
 Die Suppe schmeckt mir.
 Das Bier schmeckt gut.


Gefällt Ihnen Berlin?
 Das Rathaus gefällt mir gut.
 Der Anzug gefällt mir sehr gut

EXERCISE 26.


Wo wohnen Sie in Amerika?
 Ich wohne in New York.
 Wo wohnt Ihre Freundin?
 Meine Freundin wohnt auch da.

EXERCISE 29.

Das Wetter ist schön.



Das Wetter ist schlecht.

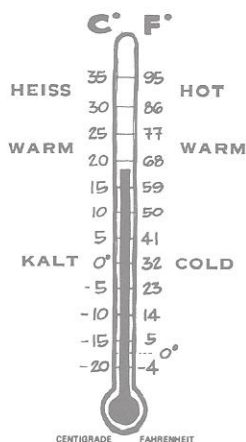


Es ist kalt.

Es ist warm.


Es ist heiß.

Es ist zu heiß.



EXERCISE 31.

Die Sonne scheint.



Es regnet.



Es schneit.



EXERCISE 34.

bis später	until later, see you later
bis morgen	until tomorrow
bis übermorgen	until the day after tomorrow
bis nächste Woche	until next week

EXERCISE 36.

Bis wann können Sie bleiben?
Bis Montag.

Example: Bis wann können Sie bleiben? (until tomorrow)
Bis morgen.

1. until 11 o'clock
2. until Wednesday
3. until the day after tomorrow
4. until a quarter to five
5. until next week

EXERCISE 37.

1. Ich bleibe bis morgen.
2. Ich kann nur bis halb acht bleiben.
3. Ich möchte bis übermorgen bleiben.
4. Bis später, Herr Müller.
5. Ich möchte bis Montag in Berlin bleiben.
6. Ich kann bis nächste Woche in Heidelberg bleiben.

EXERCISE 39.

- | | | | |
|----|--------------|--|---|
| 1. | Frau Müller: | Vielen Dank für die Blumen. Das ist sehr nett. | Thank you very much for the flowers. That is very nice. |
| | Mike: | Bitte sehr. | You're welcome. |
| | Frau Müller: | Bitte nehmen Sie Platz. | Please have a seat. |
| | Mike: | Danke. Darf ich rauchen? | Thanks. May I smoke? |
| | Fr. M.: | Ja, natürlich. | Yes, of course. |
| 2. | Herr Müller: | Wie lange sind Sie schon in Berlin? | How long have you been in Berlin? |
| | Jane: | Seit gestern. | Since yesterday. |
| | Herr M.: | Bis wann bleiben Sie? | Until when are you going to stay? |
| | Jane: | Ich kann nur bis Dienstag bleiben. | I can only stay until Tuesday. |
| | Herr M.: | Schade. | Too bad. |
| 3. | Frau Müller: | Wie lange bleiben Sie in München? | How long are you going to stay in Munich? |
| | Mike: | Ich kann bis morgen bleiben. | I can stay until tomorrow. |

- Frau Müller: Das freut mich. Wie gefällt Ihnen München?
I'm so glad. How do you like Munich?
- Mike: Sehr gut.
(I like it) very much.
4. Mike: Ich bin seit Januar hier.
I've been here since January.
- Frau Müller: Gefällt es Ihnen hier?
Do you like it here?
- Mike: Ja, aber es schneit zu viel, und es ist zu kalt.
Yes, but it snows too much, and it is too cold.
5. Herr Müller: Wie lange bleiben Sie in Deutschland?
How long are you going to stay in Germany?
- Jane: Bis nächste Woche. Ich fahre Freitag nach Amerika zurück.
Until next week. I'm going back to America on Friday.
- Herr Müller: Wo wohnen Sie in Amerika?
Where do you live in America?
- Jane: In San Diego.
In San Diego.
- Herr Müller: Ist das Wetter da schön?
Is the weather there nice?
- Jane: Ja, es ist warm, und die Sonne scheint viel.
Yes. It's warm, and the sun shines a lot.

SELF-EVALUATION QUIZ

PART I.

You will hear 12 situations in German. You will hear each item twice. Select the correct translation from the three choices in your book. Check your answers with the key, then continue the quiz. All of your answers should be correct. Start the tape now.

1. A. Why did you go to Germany?
B. How long do you want to stay in Germany?
C. How long have you been in Germany?
2. A. Do you like it?
B. Do you want it?
C. How are you?
3. A. It rains a lot.
B. It's going to rain.
C. It isn't raining.
4. A. It is too bad.
B. It is too cold.
C. It is too far.
5. A. Where do you want to go?
B. How long do you stay?
C. Where do you live?
6. A. Come in.
B. Come again soon.
C. Can you come soon?
7. A. Until Monday.
B. Until tomorrow.
C. Since Monday.
8. A. Stay until next week.
B. Come back next week.
C. Stay another two weeks.
9. A. I'm going to stay here five years.
B. I want to stay here five years.
C. I have been here five years.
10. A. Until when can you stay?
B. Since when have you been here?
C. Can you stay here?

11. A. It isn't raining.
B. The sun isn't shining.
C. The weather is bad.
12. A. The weather is bad.
B. I feel sick.
C. The weather is nice.

PART II.

You will hear 17 situations explained to you in English. For each of these situations you will hear three German expressions. Select the German expression most appropriate to the situation. Check your answers with the key. You should not miss more than two items. If you miss more than two, make a note of the item numbers. Start the tape now.

1. You want to tell someone that you have been in Heidelberg since 1976. What would you say?
2. You want to ask someone if he likes it in Germany. What would you say?
3. You want to find out if someone likes the soup. What would you say?
4. You want to tell someone that you like the food or drink. What would you say?
5. You want to ask a German if he likes the weather. What would you say?
6. You want to tell someone that you don't like Munich. What would you say?
7. You want to ask someone where he lives. What would you say?
8. You want to tell someone that you live in America. What would you say?
9. You want to say that you can stay till 3:30. What would you say?
10. You want to tell someone that you like it in America. What would you say?
11. You want to ask someone where his friend lives. What would you say?

12. You want to say that the weather in New York is not good. What would you say?
13. You want to say good-bye informally by telling a person you'll see him later. What would you say?
14. You want to say that you have to go back now. What would you say?
15. You want to tell a guest who is leaving to come again soon. What would you say?
16. You want to say that you have been in Augsburg for three weeks. What would you say?
17. You want to say that you have been in Germany for one month. What would you say?

PART III.

You will be given 13 situations. Say the appropriate sentence or question in German. When you hear "STOP," stop speaking and check what you said with the tape. If you did not know what to say in the time provided, or if you made a mistake, make a note of the item number. You should not miss more than two items. Start the tape now.

1. Tell someone that you have been in Germany for two weeks.
2. Ask a German if he likes it in Frankfurt.
3. Ask someone if he likes the weather.
4. Tell someone that you don't like Frankfurt.
5. Ask someone where he lives.
6. Tell someone that you live in Munich.
7. Tell Mr. Müller that it rains too much in Germany.
8. Tell Mrs. Müller that you like it in Heidelberg very much.
9. Tell someone that the weather in Hamburg is bad.
10. Tell Mrs. Müller that you can stay until 5:30.
11. Tell Mrs. Müller that you have to go back to the barracks now.

12. Tell a guest to come again soon.
13. Say that you have been in Bonn since June.

This is the end of the Self-evaluation Quiz. If you missed more items than you were allowed, consult the "Guide for Review" to find out which supplementary exercises you should do.

KEY TO SELF-EVALUATION QUIZ

PART I.

1. C
2. A
3. A
4. B
5. C
6. B
7. B
8. A
9. C
10. A
11. B
12. A

PART II.

- | | |
|------|-------|
| 1. B | 10. C |
| 2. A | 11. B |
| 3. B | 12. A |
| 4. C | 13. A |
| 5. A | 14. C |
| 6. C | 15. A |
| 7. B | 16. C |
| 8. B | 17. A |
| 9. B | |

GUIDE FOR REVIEW

If you missed more items than you were allowed, do the supplementary exercises indicated.

Part I	Questions 1-3,	
	5-6:	Review the conversation.
	Questions 7-10:	Do Supplementary Exercise A.
	Questions 4,	
	11-12:	Do Supplementary Exercise C.
Part II	Questions 1, 9,	
	13,	
	16-17:	Do Supplementary Exercise A.
	Questions 2-8,	
	10-11:	Do Supplementary Exercise B.
	Questions 12,	
	14-15:	Do Supplementary Exercise C.
Part III	Questions 1, 10,	
	13:	Do Supplementary Exercise A.
	Questions 2-6, 8:	Do Supplementary Exercise B.
	Questions 7, 9,	
	11-12:	Do Supplementary Exercise C.

SUPPLEMENTARY EXERCISE A.

1. Select the correct translation for each of the following statements or questions.

- a. Wie lange sind Sie schon hier?
 - (1) How long have you been here?
 - (2) How long are you going to stay here?

- b. Bis morgen.
 - (1) Until Monday.
 - (2) See you tomorrow.

- c. Ich bin seit Sonntag hier.
 - (1) I will stay until Sunday.
 - (2) I have been here since Sunday.

d. Ich kann bis halb fünf bleiben.

- (1) I can stay until 5:30.
 (2) I can stay until 4:30.

KEY.

a. (1) b. (2) c. (2) d. (2)

2. Cover the column on the right and translate into English. Check your translations by uncovering the right column one line at a time.

a. Wie lange sind Sie schon in Mainz?	How long have you been in Mainz?
b. Ich bin seit gestern hier.	I've been here since yesterday.
c. Ich bleibe bis morgen hier.	I'll stay here until tomorrow.
d. Bis Dienstag.	Until Tuesday. (or, See you on Tuesday.)
e. Bis wann bleiben Sie in Saarbrücken?	Until when are you staying in Saarbrücken?
f. Bis später.	See you later.
g. Ich bin seit einem Jahr in Frankfurt.	I've been in Frankfurt one year.

3. Cover the column on the right and say the English statements in German. Do this aloud. Check what you said by uncovering the right column.

a. I have been here a month.	Ich bin seit einem Monat hier.
b. I can stay until next week.	Ich kann bis nächste Woche bleiben.
c. See you tomorrow.	Bis morgen.
d. I can stay until 2:30.	Ich kann bis halb drei bleiben.

- | | |
|--|--|
| e. See you later. | Bis später. |
| f. I've been here since Wednesday. | Ich bin seit Mittwoch hier. |
| g. I've been in Germany for three months. | Ich bin seit drei Monaten in Deutschland. |
| h. I can stay in Heidelberg until Tuesday. | Ich kann bis Dienstag in Heidelberg bleiben. |

SUPPLEMENTARY SELF-EVALUATION QUIZ A

Select the appropriate response for each of the following situations.

1. You want to say that you are going to stay in Germany until next week. What would you say?
 - A. Ich bin seit einer Woche in Deutschland.
 - B. Ich bleibe eine Woche in Deutschland.
 - C. Ich bleibe bis nächste Woche in Deutschland.
2. You want to say good-bye informally by saying that you'll see the person later.
 - A. Bis später.
 - B. Auf Wiedersehen.
 - C. Bis morgen.
3. You want to say that you have been in Augsburg a month.
 - A. Ich bleibe einen Monat in Augsburg.
 - B. Ich bin schon seit Monaten in Augsburg.
 - C. Ich bin seit einem Monat in Augsburg.
4. You want to say you will stay here until 6:30.
 - A. Ich bleibe bis halb sechs hier.
 - B. Ich bin seit halb sieben hier.
 - C. Ich bleibe bis halb sieben hier.

KEY.

1. C 2. A 3. C 4. C

SUPPLEMENTARY EXERCISE B.

1. Select the correct translation for each of the following statements or questions.

- a. Do you live in Wiesbaden?
 (1) Gefällt es Ihnen in Wiesbaden?
 (2) Wohnen Sie in Wiesbaden?
- b. Where do you live?
 (1) Wer gefällt Ihnen?
 (2) Wo wohnen Sie?
- c. It tastes good to me.
 (1) Es schmeckt mir.
 (2) Es gefällt mir.
- d. Do you like it in Cologne?
 (1) Bleiben Sie in Köln?
 (2) Gefällt es Ihnen in Köln?

KEY.

- a. (2) b. (2) c. (1) d. (2)

2. Cover the column on the right and translate orally into English. Check your translations by uncovering the right column one line at a time.

- | | |
|--|----------------------------------|
| a. Es gefällt mir nicht
in Bremen. | I don't like it in
Bremen. |
| b. Wo wohnt Ihr Freund? | Where does your friend
live? |
| c. Schmeckt Ihnen der
Wein? | Do you like the wine? |
| d. Das Wetter gefällt mir
sehr gut. | I like the weather
very much. |
| e. Die Wohnung gefällt
mir gut. | I like the apartment
a lot. |

3. Cover the column on the right and say the English statements or questions in German. Do this aloud. Check what you said by uncovering the right column one line at a time.

- | | |
|--|-------------------------------------|
| a. Where do you live? | Wo wohnen Sie? |
| b. I like Berlin a lot. | Berlin gefällt mir gut. |
| c. I don't like the weather. | Das Wetter gefällt mir nicht. |
| d. Do you live in Hannover? | Wohnen Sie in Hannover? |
| e. How do you like it here? | Wie gefällt es Ihnen hier? |
| f. My girl friend lives in Düsseldorf. | Meine Freundin wohnt in Düsseldorf. |
| g. I like the wine very much. | Der Wein schmeckt mir sehr gut. |

.....
SUPPLEMENTARY SELF-EVALUATION QUIZ B

PART I.

Select the appropriate response for each of the following situations.

1. You have been asked how you like it in Würzburg. What would you say?
 - A. Ich wohne in Würzburg.
 - B. Ich bleibe bis morgen in Würzburg.
 - C. Es gefällt mir sehr gut in Würzburg.
2. You want to say that your girl friend lives in Chicago. What would you say?
 - A. Meine Freundin ist in Chicago.
 - B. Meine Freundin wohnt in Chicago.
 - C. Meine Freundin bleibt in Chicago.

3. You want to say that you like your meal. What would you say?
- A. Es schmeckt mir.
 - B. Es freut mich.
 - C. Es gefällt mir.

KEY.

1. C 2. B 3. A

PART II.

Cover the column on the right. Translate the English statements into German. Do this in writing. Then check what you wrote with the right column.

- | | |
|--------------------------------|------------------------------|
| 1. I like it here a lot. | Es gefällt mir hier gut. |
| 2. I don't like the wine. | Der Wein schmeckt mir nicht. |
| 3. My friend lives in Cologne. | Mein Freund wohnt in Köln. |

SUPPLEMENTARY EXERCISE C.

1. Select the correct translation for each of the following statements or questions.

- a. Kommen Sie bald wieder.
(1) Come again soon.
(2) You have to go back.
- b. Es ist zu kalt.
(1) It's too hot.
(2) It's too cold.
- c. Es regnet zu viel.
(1) It snows too much.
(2) It rains too much.
- d. Das Wetter ist schlecht.
(1) The weather is nice.
(2) The weather is bad.
- e. Ich muß jetzt zurück.
(1) I will come again soon.
(2) I have to go back now.
- f. Das Wetter ist schön.
(1) The weather is nice.
(2) The weather is bad.

KEY.

- a. (1) b. (2) c. (2) d. (2) e. (2) f. (1)

2. Cover the right column and translate orally into English. Check your translations by uncovering the column one line at a time.

- | | |
|------------------------|---------------------|
| a. Es ist zu heiß. | It's too hot. |
| b. Die Sonne scheint. | The sun is shining. |
| c. Es schneit zu viel. | It snows too much. |

- | | |
|-----------------------------|------------------------|
| d. Ich muß jetzt zurück. | I have to go back now. |
| e. Das Wetter ist schön. | The weather is nice. |
| f. Kommen Sie bald wieder. | Come again soon. |
| g. Ist es kalt? | Is it cold? |
| h. Ist das Wetter schlecht? | Is the weather bad? |

3. Cover the column on the right and say the English statements or questions in German. Do this aloud. Check what you said by uncovering the column one line at a time.

- | | |
|---------------------------|--------------------------|
| a. The sun is shining. | Die Sonne scheint. |
| b. The weather is nice. | Das Wetter ist schön. |
| c. Come again soon. | Kommen Sie bald wieder. |
| d. Is the weather bad? | Ist das Wetter schlecht? |
| e. Is it cold? | Ist es kalt? |
| f. I have to go back now. | Ich muß jetzt zurück. |
| g. It snows too much. | Es schneit zu viel. |
| h. It is too hot. | Es ist zu heiß. |

SUPPLEMENTARY SELF-EVALUATION QUIZ C

PART I.

Select the appropriate response for each of the following situations.

1. You want to tell a guest that he should come again.
 - A. Gehen Sie zurück.
 - B. Kommen Sie wieder.
 - C. Bleiben Sie jetzt.

2. You want to say that it rains too much in Hannover.
- A. Es ist zu heiß in Hannover.
 - B. Die Sonne scheint nicht in Hannover.
 - C. Es regnet zu viel in Hannover.
3. You want to say that the weather in Hamburg is not good.
- A. Das Wetter in Hamburg ist sehr schön.
 - B. Das Wetter in Hamburg ist nicht schön.
 - C. Das Wetter in Hamburg gefällt mir.

KEY.

1. B 2. C 3. B

PART II.

Cover the column on the right. Translate the English statements into German. Do this in writing. Then check what you wrote with the right column.

- | | |
|---------------------------------------|-------------------------------|
| 1. I have to go back to the barracks. | Ich muß zur Kaserne zurück. |
| 2. It is too cold in Berlin. | Es ist zu kalt in Berlin. |
| 3. The weather is very bad. | Das Wetter ist sehr schlecht. |

VOCABULARY

aber	but
ach Ach wie nett!	oh Oh, how nice.
alles	everything
Amerika	America
auch	also, too
bald	soon
der Besuch ein Besuch	visit a visit
bis Bis später.	until Until later., See you later.
die Blumen	flowers
Danke, gut.	Fine, thank you.
Darf ich ...?	May I ...?
Das freut mich.	I'm so glad.
Das macht nichts.	That doesn't matter.
Das tut mir leid.	I'm sorry.
meine Frau	my wife
geben gibt	to give gives
Gefällt es Ihnen? mir gefällt	Do you like it? I like (places and things)

gehen	Wie geht's? (familiar) Wie geht es Ihnen? Es geht mir gut. Es geht mir schlecht.	to go	How are you? How are you? I'm (doing) fine. I'm not (feeling) well.
heiß		hot	
helfen	Darf ich Ihnen helfen?	to help	Do you need any help?
jetzt		now	
kalt		cold	
	Kommen Sie herein.		Come in.
	Kommen Sie wieder.		Come again.
lesen		to read	
machen		to do	
der Mann	mein Mann	man, husband	my husband
	Nehmen Sie Platz.		Have a seat., Sit down.
nett	Ach wie nett!	nice	Oh, how nice.
rauchen		to smoke	
regnen	es regnet	to rain	it rains, it's raining
schade	Oh, wie schade!	too bad	Oh, what a shame.
scheinen		to shine	
schlecht		bad	

es schneit	it snows, it's snowing
schön	good, nice
schon	already (for emphasis)
seit	since, for
sitzen	to sit
die Sonne	sun
Die Sonne scheint.	The sun is shining.
später	later
die Unterhaltung	conversation
eine Unterhaltung	a conversation
vorstellen	to introduce
Darf ich vorstellen?	May I introduce (you)?
warm	warm
das Wetter	weather
Wie bitte?	I beg your pardon?
wieder	again
wohnen	to live
ich wohne	I live
Sie wohnen	you live
zu	too
zurück	back
Ich muß zurück.	I have to go back.