

R U S S I A N  
B A S I C C O U R S E

STUDENT WORKBOOK  
FOR  
LANGUAGE LABORATORY EXERCISES

Lessons 11-43

October, 1982

DEFENSE LANGUAGE INSTITUTE  
FOREIGN LANGUAGE CENTER

## PREFACE

This workbook contains the language laboratory exercises corresponding to lessons 11-43 in the textbook. These exercises will be completed during the language laboratory hours designated in the class schedule. Students must ensure that this workbook is with them at these times.

CONTENTS

MODULE II

Lesson 11	.....	1
Lesson 12	.....	6
Lesson 13	.....	11
Lesson 14	.....	17
Lesson 15	.....	22
Lesson 16	.....	28

MODULE III

Lesson 17	.....	34
Lesson 18	.....	40
Lesson 19	.....	46
Lesson 20	.....	52
Lesson 21	.....	58

MODULE IV

Lesson 22	.....	65
Lesson 23	.....	72
Lesson 24	.....	80
Lesson 25	.....	88
Lesson 26	.....	95

MODULE V

Lesson 27	.....	100
Lesson 28	.....	105
Lesson 29	.....	111
Lesson 30	.....	116
Lesson 31	.....	122
Lesson 32	.....	127

MODULE VI

Lesson 33	.....	132
Lesson 34	.....	137
Lesson 35	.....	142
Lesson 36	.....	147
Lesson 37	.....	152
Lesson 38	.....	157

MODULE VII

Lesson 39	.....	162
Lesson 40	.....	168
Lesson 41	.....	173
Lesson 42	.....	178
Lesson 43	.....	183

LANGUAGE LABORATORY EXERCISES

## PART I

## LISTENING COMPREHENSION

This part consists of answering questions concerning two short texts which you will hear.

Now listen as the instructions for PART I are given on tape.

Text #1

## QUESTIONS

1. What kind of school is it?

---

2. Are all of the students officers?

---

3. What do the students study?

---

4. Are the instructors military or civilian?

---

5. Who is Alexander Pavlov?

---

6. What is Pavlov's rank?

---

7. What is Pavlov studying?

---

8. Who is Smirnov?

---

Text #2

QUESTIONS

1. Is Ivan Petrenko an officer?

---

2. What is Ivan studying?

---

3. What kind of student is he?

---

4. Where does Ivan live?

---

5. What does Ivan do in the evening?

---

6. What does Alexander do in the evening?

---

PART II  
DICTATION

Now listen as the instructions for PART II are given on tape.

1. Мой \_\_\_\_\_ Борис \_\_\_\_\_ . Он \_\_\_\_\_ .
2. \_\_\_\_\_ наша \_\_\_\_\_ школа.
3. Мы \_\_\_\_\_ дело.
4. Наш \_\_\_\_\_ лейтенант \_\_\_\_\_ .
5. \_\_\_\_\_ жена \_\_\_\_\_ работает \_\_\_\_\_ .
6. Моя \_\_\_\_\_ в Москве.
7. Мой отец \_\_\_\_\_ . Его \_\_\_\_\_ .
8. Он работает \_\_\_\_\_ .
9. Моя сестра \_\_\_\_\_ .
10. Она \_\_\_\_\_ и работает \_\_\_\_\_ .

## PART III

## PATTERN DRILL

You will hear the infinitive of a verb. Using the pronoun prompted to you, write the correct form of the verb as in the example.

Example. You will hear: отвечать - мы

You will write: мы отвечаем

1. \_\_\_\_\_
2. \_\_\_\_\_
3. \_\_\_\_\_
4. \_\_\_\_\_
5. \_\_\_\_\_
6. \_\_\_\_\_
7. \_\_\_\_\_
8. \_\_\_\_\_
9. \_\_\_\_\_
10. \_\_\_\_\_



ANSWER KEY

## PART I: LISTENING COMPREHENSION

## Text #1

1. It is a Soviet military school.
2. No. The students are both officers and enlisted men.
3. The students study languages and military science.
4. All of the instructors are in the military.
5. Alexander Pavlov is a cadet.
6. Pavlov is a private.
7. Pavlov is studying military science.
8. Smirnov is a captain and Pavlov's instructor.

## Text #2

1. No. Ivan Petrenko is a PFC.
2. Ivan is studying English.
3. Ivan is an excellent student.
4. Ivan lives in the barracks.
5. In the evening Ivan reads and writes English.
6. In the evening Alexander reads a military manual (textbook).

## PART II: DICTATION

1. Мой друг Борис курсант. Он ефрейтор.
2. Вот наша военная школа.
3. Мы изучаем военное дело.
4. Наш преподаватель - лейтенант Иванов.
5. Его жена тоже работает здесь.
6. Моя мать живёт в Москве.
7. Мой отец офицер. Его звание - майор.
8. Он работает в штабе.
9. Моя сестра учительница.
10. Она живёт и работает в деревне.

LANGUAGE LABORATORY EXERCISES

## PART I

## LISTENING COMPREHENSION

This part consists of answering questions concerning two short texts which you will hear.

Now listen as the instructions for Part I are given on tape.

Text #1

## QUESTIONS

1. Who is Ivan Petrenko?

---

2. Where does he go to school?

---

3. What is he studying?

---

4. How does he speak the language?

---

5. Who is Katya?

---

6. What is she studying?

---

7. Who speaks better, Ivan or Katya?

---

8. Where does Ivan live?

---

9. Does Katya live there too?

---

Text #2

QUESTIONS

1. Where does the speaker work?

---

2. Describe his place of work.

---

3. Who is the speaker's boss?

---

4. Is he old?

---

5. What is the name of the chief's father?

---

6. Who works in the speaker's room?

---

7. Who is Tanya?

---

8. What do Tanya and the speaker do (together) after work?

---

## PART II

## DICTATION

Now listen as the instructions for PART II are given on tape.

1. \_\_\_\_\_ девушка наша \_\_\_\_\_.
2. \_\_\_\_\_ здание - казарма.
3. \_\_\_\_\_ в казарме.
4. \_\_\_\_\_ живут дома.
5. Сегодня \_\_\_\_\_ в ресторане.
6. Этот \_\_\_\_\_.
7. \_\_\_\_\_ ваши новые \_\_\_\_\_?
8. \_\_\_\_\_ в библиотеке.
9. Мой \_\_\_\_\_.
10. Все наши \_\_\_\_\_ говорят \_\_\_\_\_.
11. Эти офицеры \_\_\_\_\_ в ресторане.
12. Мы \_\_\_\_\_.

## PART III

## PATTERN DRILL

You will hear a verb pronounced without a pronoun. Circle the pronoun which corresponds to the person of the verb you hear.

Example. You will hear: изучаю

You will circle: вы - он - **я** - мы

1. мы - они - я - ты
2. вы - он - они - мы
3. я - вы - мы - ты
4. ты - мы - я - он
  
8. я - они - ты - вы
9. они - она - я - ты
10. вы - они - ты - я

ANSWER KEY

## PART I: LISTENING COMPREHENSION

## Text #1

1. Ivan Petrenko is a student and the narrator's friend.
2. Ivan goes to the institute.
3. Ivan is studying Spanish.
4. Ivan says that he doesn't know Spanish too well.
5. Ivan speaks Spanish a little.
6. Katya is a student.
7. Katya is studying Spanish.
8. Katya speaks Spanish better than Ivan.
9. Ivan lives in the barracks.
10. Yes. Katya also lives in the barracks.

## Text #2

1. The speaker works at HQ.
2. HQ is a tall, gray building.
3. The speaker's boss is a colonel.
4. No. The colonel is not old.
5. The chief's father's name is Ivan.
6. Male and female translators work in the speaker's room.
7. Tanya is a translator and the speaker's friend.

## PART II: DICTATION

1. Эта девушка наша переводчица.
2. Это высокое здание - казарма.
3. Мы завтракаем в казарме.
4. Наши преподаватели живут дома.
5. Сегодня я обедаю в ресторане.
6. Этот ресторан недалеко отсюда.
7. Где ваши новые учебники?
8. Эти учебники в библиотеке.
9. Мой автомобиль серый.
10. Все наши начальники говорят по-испански.
11. Эти офицеры часто ужинают в ресторане.
12. Мы увидимся завтра.

LANGUAGE LABORATORY EXERCISES

## PART I

## LISTENING COMPREHENSION

This part consists of answering questions concerning two short texts which you will hear.

Now listen as the instructions for PART I are given on tape.

Text #1

## QUESTIONS

1. What type of buildings are described?

---

2. Who lives there?

---

3. What is their nationality?

---

4. What do the students study?

---

5. Where does the speaker go?

---

6. Who studies Spanish?

---

Text #2

QUESTIONS

1. Where do the teachers live?

---

2. Why are their houses and apartments close by?

---

3. What do the students do after classes?

---

4. Where do the teachers go after school?

---

5. Why do students go to the club?

---

6. Why does the club close early?

---



PART II  
DICTATION

Now listen as the instructions for PART II are given on tape.

1. Когда \_\_\_\_\_ уроки, студенты  
\_\_\_\_\_ и \_\_\_\_\_.
2. Все \_\_\_\_\_  
в казарме, а \_\_\_\_\_ в клуб.
3. В клубе \_\_\_\_\_  
\_\_\_\_\_ и журналы.
4. Я хорошо \_\_\_\_\_  
\_\_\_\_\_, а по-русски я ещё плохо  
\_\_\_\_\_.
5. Библиотека в клубе \_\_\_\_\_  
\_\_\_\_\_, а \_\_\_\_\_  
\_\_\_\_\_.
6. \_\_\_\_\_  
\_\_\_\_\_ Аня и Катя.
7. Они русские, а \_\_\_\_\_  
\_\_\_\_\_.
8. \_\_\_\_\_ и  
\_\_\_\_\_ здесь в штабе.
9. Они тоже \_\_\_\_\_  
\_\_\_\_\_.
10. Когда библиотека \_\_\_\_\_,  
\_\_\_\_\_  
\_\_\_\_\_.

## PART III

## PATTERN DRILL

Change the phrases that you will hear from singular to plural.

Example. You will hear: Мой документ на столе.

You will write: Мои документы на столе.

1.

---

---

2.

---

---

3.

---

---

4.

---

---

5.

---

---

6.

---

---

7.

---

---

8.

---

---

9.

---

---

10.

---

---

ANSWER KEY

## PART I: LISTENING COMPREHENSION

## Text #1

1. The buildings are large and white. They are the barracks.
2. The students live in the barracks.
3. The students are all Americans.
4. The students study various languages.
5. The speaker goes to the Russian department.
6. The speaker's friends study Spanish.

## Text#2

1. The teachers live in town.
2. They live nearby because Monterey is a small town.
3. After classes the students go to the barracks.
4. After classes the teachers go home.
5. The students go to the club because there are interesting events there.
6. The club closes early because classes begin early.

## PART II: DICTATION

1. Когда кончаются уроки, студенты закрывают окна и двери.
2. Все мои друзья ужинают в казарме, а я иду в клуб.
3. В клубе я обычно читаю газеты и журналы.
4. Я хорошо знаю испанский язык, а по-русски я ещё плохо понимаю.
5. Библиотека в клубе открывается рано, а закрывается поздно.
6. В библиотеке работают Аня и Катя.
7. Они русские, а их мужья - американцы.
8. Они военные и работают здесь в штабе.
9. Они тоже поздно кончают работать.
10. Когда библиотека закрывается, мы все идём домой.

LANGUAGE LABORATORY EXERCISES

## PART I

## LISTENING COMPREHENSION

This part consists of answering questions concerning two short texts which you will hear.

Now listen as the instructions for PART I are given on tape.

Text #1

## QUESTIONS

1. Which army is stationed not far from here?

---

2. Where does Petrenko work?

---

3. What does Ivan do at night?

---

4. How well does Ivan speak English?

---

5. Who is Tanya?

---

Text #2

QUESTIONS

1. What is Tanya's brother's name?

---

2. Is he an older or younger brother?

---

3. Where is he stationed?

---

4. What is his wife's name?

---

5. What does she do?

---

6. What languages does she know?

---

7. When does her day begin?

---

8. What day is it today?

---

9. What are she and her husband going to do today?

---

10. When are they going to the restaurant?

---

PART II  
DICTATION

Now listen as the instructions for Part II are given on tape.

1. \_\_\_\_\_ Петренко \_\_\_\_\_  
и \_\_\_\_\_ в Киеве.
2. \_\_\_\_\_ офицер.  
\_\_\_\_\_ майор.
3. \_\_\_\_\_ сестра  
Оля - \_\_\_\_\_.
4. \_\_\_\_\_ сестра Лена  
\_\_\_\_\_ живёт дома.
5. \_\_\_\_\_  
институт, где \_\_\_\_\_ английский язык.
6. \_\_\_\_\_ работать в  
\_\_\_\_\_.
7. Майор Петренко \_\_\_\_\_, что  
\_\_\_\_\_ интересно.
8. Но \_\_\_\_\_, что \_\_\_\_\_  
работа \_\_\_\_\_.
9. Мой день \_\_\_\_\_.  
идти \_\_\_\_\_.
10. \_\_\_\_\_  
\_\_\_\_\_ очень \_\_\_\_\_.

## PART III

## PATTERN DRILL

You will hear expressions in Russian. After each expression you will hear a Russian noun or pronoun which is to be used with the expression as in a model.

Example. You will hear: писать письмо - он

You will write: он пишет письмо

1. \_\_\_\_\_
2. \_\_\_\_\_
3. \_\_\_\_\_
4. \_\_\_\_\_
5. \_\_\_\_\_
6. \_\_\_\_\_
7. \_\_\_\_\_
8. \_\_\_\_\_
9. \_\_\_\_\_
10. \_\_\_\_\_



ANSWER KEY

## PART I: LISTENING COMPREHENSION

## Text #1

1. The 2nd Army is stationed not far from here.
2. Petrenko works at HQ.
3. At night Ivan studies English.
4. Ivan speaks English a lot.
5. Tanya is an interesting girl who is also in the army.

## Text #2

1. Tanya's brother's name is Nicholas.
2. Nicholas is Tanya's older brother.
3. Nicholas is stationed nearby.
4. Nicholas is married to Olya.
5. Olya is a translator and works for Intourist.
6. Olya knows English, Russian and Spanish.
7. She starts work early.
8. Today is Sunday.
9. She and Nicholas are going to town today.
10. They are going to a restaurant in the evening.

## PART II: DICTATION

1. Товарищ Петренко живёт и работает в Киеве.
2. Он офицер. Его звание майор.
3. Его старшая сестра Оля - моя жена.
4. Младшая сестра Лена ещё живёт дома.
5. Я сейчас кончаю институт, где я изучаю английский язык.
6. Я хочу работать в штабе.
7. Майор Петренко говорит, что служить в армии интересно.
8. Но я знаю, что эта работа трудная.
9. Мой день кончается. Пора идти домой.
10. Мы обычно обедаем очень рано.

LANGUAGE LABORATORY EXERCISES

## PART I

## LISTENING COMPREHENSION

This part consists of answering questions concerning a text which you will hear. Now listen as the instructions for PART I are given on tape.

Text #1

## QUESTIONS

1. Who lives in Kiev?

---

2. What is their profession?

---

3. What language do they know?

---

4. Who speaks better English, Boris or Olya?

---

5. Who speaks Spanish?

---

Text #2

QUESTIONS

1. Are Nikolai and Ivan friends?

---

2. What are they doing now?

---

3. Is Nikolai a pilot?

---

4. Where is his unit located?

---

5. Is Ivan a tank crewman?

---

6. What language does he know?

---

7. What is Ivan doing now?

---

## PART II

## DICTATION

Now listen as the instructions for PART II are given on tape.

1. Мой адрес - \_\_\_\_\_, дом \_\_\_\_\_  
\_\_\_\_\_.
2. В доме \_\_\_\_\_  
и \_\_\_\_\_.
3. Мои \_\_\_\_\_ ещё \_\_\_\_\_.
4. В гараже стоит \_\_\_\_\_  
\_\_\_\_\_.
5. Это \_\_\_\_\_.
6. Моя жена \_\_\_\_\_.
7. Но сейчас \_\_\_\_\_  
\_\_\_\_\_ в школе.
8. \_\_\_\_\_ и  
\_\_\_\_\_ в штабе.
9. Все \_\_\_\_\_  
\_\_\_\_\_.

10. Моё звание - \_\_\_\_\_.

11. Сегодня \_\_\_\_\_ в

магазин \_\_\_\_\_.

12. Жена \_\_\_\_\_,

а я \_\_\_\_\_.

## PART III

## NUMBER DRILL

You will hear short Russian phrases containing ordinal and cardinal numerals. Write only the numerals in parentheses.

Example. You will hear: Сегодня мой первый день на работе.

You will write: (1st)

- |                   |                    |
|-------------------|--------------------|
| 1. (            ) | 7. (            )  |
| 2. (            ) | 8. (            )  |
| 3. (            ) | 9. (            )  |
| 4. (            ) | 10. (            ) |
| 5. (            ) | 11. (            ) |
| 6. (            ) | 12. (            ) |

ANSWER KEY

## PART I: LISTENING COMPREHENSION

## Text #1

1. Olya and her husband Boris live in Kiev.
2. They are both translators.
3. They both know English.
4. Olya speaks English better than Boris.
5. Olya's mother speaks Spanish a little.

## Text #2

1. Ivan and Nicholas are brothers.
2. They are both in the army.
3. No. Nicholas is a tankman.
4. His unit is stationed in the country.
5. No, he is a translator.
6. He knows Spanish very well.
7. He is studying English.

## PART II: DICTATION

1. Мой адрес - Третья улица, дом номер один.
2. В доме живёт моя семья и мои родители.
3. Мои дети ещё маленькие.
4. В гараже стоит наш небольшой зелёный автомобиль.
5. Это недорогая американская машина.
6. Моя жена хорошая учительница.
7. Но сейчас она не работает в школе.
8. Я офицер и работаю в штабе.
9. Все мои друзья - военные.
10. Моё звание - старший лейтенант.
11. Сегодня мы идём в магазин покупать одежду.
12. Жена покупает синий костюм, а я - коричневые туфли.

## PART I

## LISTENING COMPREHENSION

This part consists of answering questions concerning two short texts which you will hear.

Now listen as the instructions for Part I are given on tape.

Text #1

## QUESTIONS

1. What day was yesterday?

---

2. What did he do in the morning?

---

3. What did he do in the evening?

---

4. What movie did he see?

---

5. Does he like war movies?

---

6. Who said that this movie was good?

---

7. Did he like the movie?

---

8. Did he understand everything what Soviet soldiers and officers said in the film?

---

9. Who helped him to understand the movie?

---



Text #2

QUESTIONS

1. What teams will play tomorrow?

---

2. Who is going to watch the game?

---

3. How can they get to the stadium?

---

4. What do the papers say about the weather?

---

## PART II

## DICTATION

Now listen as the instructions for Part II are given on tape.

1. Вчера \_\_\_\_\_, и я, конечно, \_\_\_\_\_.
2. Утром \_\_\_\_\_:  
\_\_\_\_\_.
3. Поэтому вся моя семья \_\_\_\_\_.
4. Жена \_\_\_\_\_, а я \_\_\_\_\_.
5. \_\_\_\_\_, а \_\_\_\_\_  
\_\_\_\_\_ письмо.
6. Днём \_\_\_\_\_, и дети.  
\_\_\_\_\_.
7. Жена \_\_\_\_\_.
8. Она \_\_\_\_\_ дома.
9. Я \_\_\_\_\_ дома.
10. Потом \_\_\_\_\_ в ресторане.
11. Вечером жена \_\_\_\_\_, а я \_\_\_\_\_  
\_\_\_\_\_.
12. \_\_\_\_\_.
13. \_\_\_\_\_, и я опять \_\_\_\_\_  
\_\_\_\_\_.

## PART III

## PATTERN DRILL

You will hear a statement and then a question. Circle the letter next to the word which answers the question you heard.

Example. You will hear: Сегодня суббота. Какой день был вчера?

You will circle: a. вторник  
b. воскресенье  
c. пятница

OR

You will hear: Сегодня суббота. Какой день будет завтра?

You will circle: a. понедельник  
b. воскресенье  
c. четверг

1. a. четверг  
b. вторник  
c. пятница

7. a. воскресенье  
b. суббота  
c. пятница

2. a. понедельник  
b. воскресенье  
c. вторник

8. a. вторник  
b. понедельник  
c. среда

3. a. воскресенье  
b. среда  
c. понедельник

9. a. среда  
b. четверг  
c. понедельник

4. a. суббота  
b. воскресенье  
c. пятница

10. a. суббота  
b. воскресенье  
c. понедельник

5. a. четверг  
b. вторник  
c. среда

11. a. вторник  
b. пятница  
c. понедельник

6. a. вторник  
b. среда  
c. понедельник

12. a. суббота  
b. воскресенье  
c. понедельник

ANSWER KEY

## PART I: LISTENING COMPREHENSION

## Text #1

1. Yesterday was Friday.
2. In the morning he was in school.
3. In the evening he was at the movies.
4. The movie was called "The Tankmen".
5. No. He usually doesn't go to war movies.
6. Everyone who saw it said the movie was good.
7. Yes. He liked the movie.
8. No, he didn't understand all of what the Soviet soldiers and officers were saying.
9. His friend.

## Text #2

1. The Soviets are playing the Americans.
2. All the students want to see the game.
3. They can get to the stadium on foot.
4. The paper says that the weather will be good.

## PART II: DICTATION

1. Вчера был праздник, и я, конечно, не работал.
2. Утром была плохая погода: шёл дождь.
3. Поэтому вся моя семья сидела дома.
4. Жена слушала радио, а я читал газету.
5. Младшая дочь играла, а старшая писала письмо.
6. Днём дождь уже не шёл, и дети были в парке.
7. Жена не хотела идти в парк.
8. Она хотела отдыхать дома.
9. Я тоже отдыхал дома.
10. Потом мы вместе пообедали в ресторане.

11. Вечером жена смотрела телевизор, а я читал книгу.
12. Дети спали.
13. Завтра понедельник, и я опять иду на работу.

LANGUAGE LABORATORY EXERCISES

## PART I

## LISTENING COMPREHENSION

You will hear eight brief communicative exchanges spoken in Russian. Listen to each exchange carefully and then mark on your answer sheet the English word or phrase that most accurately reflects what you heard. After you have marked your answer sheet, each exchange will be repeated and the correct answer provided.

1. He is
  - a. not going to the store.
  - b. going to the store on foot.
  - c. not going to the store on foot.
  - d. not going because it is raining.
  
2. In the Russian restaurant dinners are
  - a. tasty.
  - b. expensive.
  - c. not good.
  - d. tasty, but expensive.
  
3. He
  - a. doesn't drink coffee.
  - b. drinks coffee in the morning.
  - c. only drinks tea.
  - d. doesn't like tea.
  
4. She will
  - a. cook meat.
  - b. eat at a restaurant.
  - c. cook fish.
  - d. not eat today.

5. They had a late supper because
- they had a late dinner.
  - they always eat at that time.
  - they had a big dinner.
  - they were late from work.
- 6.
- He likes fish.
  - He doesn't like fish.
  - He always eats at home.
  - He seldom goes to the club.
- 7.
- He drinks only red wine.
  - He drinks only white wine.
  - He drinks wine.
  - He doesn't drink wine.
8. He sees captain
- often.
  - seldom.
  - every day.
  - never.

PART II  
DICTATION

Now listen as the instructions for PART II are given on tape.

1. \_\_\_\_\_ мы часто \_\_\_\_\_  
\_\_\_\_\_.
2. \_\_\_\_\_ в ресторане \_\_\_\_\_  
и \_\_\_\_\_, - говорит жена.
3. \_\_\_\_\_ моя жена \_\_\_\_\_  
\_\_\_\_\_ дома.
4. \_\_\_\_\_ мы обычно \_\_\_\_\_  
\_\_\_\_\_ или \_\_\_\_\_.
5. Одно только плохо - мы \_\_\_\_\_  
\_\_\_\_\_.
6. Жена не \_\_\_\_\_,  
потому что не \_\_\_\_\_.
7. \_\_\_\_\_ я \_\_\_\_\_  
\_\_\_\_\_ в магазине.
8. \_\_\_\_\_ мы \_\_\_\_\_  
тоже не \_\_\_\_\_.



9. Я всегда \_\_\_\_\_  
кофе, а жена \_\_\_\_\_.
10. Я знаю, что \_\_\_\_\_  
вечером \_\_\_\_\_.
11. Но \_\_\_\_\_ я \_\_\_\_\_  
\_\_\_\_\_ читаю и \_\_\_\_\_  
спать \_\_\_\_\_.

## PART III

## NUMBER DRILL

## EXERCISE 1

In the spaces below write the numerals as you hear them. After each line you will be able to check your work.

1. \_\_\_\_\_
2. \_\_\_\_\_
3. \_\_\_\_\_

## EXERCISE 2

You will hear Russian phrases containing cardinal and ordinal numerals. Write only the numeral in parentheses.

Example. You will hear: Я готовлю на первое борщ.

You will write: (1st)

1. (            )
2. (            )
3. (            )
4. (            )
5. (            )
6. (            )
7. (            )
8. (            )
9. (            )
10. (            )

ANSWER KEY

## PART II: DICTATION

1. Раньше мы часто обедали в ресторане.
2. "Обеды в ресторане дорогие и невкусные", - говорит жена.
3. Теперь моя жена готовит обеда дома.
4. На обед мы обычно едим мясо или рыбу.
5. Одно только плохо - мы редко едим суп.
6. Жена не готовит суп, потому что не ест первое.
7. Поэтому я покупаю супы в магазине.
8. Третье мы обычно тоже не едим.
9. Я всегда пью чёрный кофе, а жена пьёт чай.
10. Я знаю, что пить кофе вечером нехорошо.
11. Но вечером я обычно долго читаю и иду спать поздно.

LANGUAGE LABORATORY EXERCISES

## PART I

## LISTENING COMPREHENSION

You will hear nine brief communicative exchanges spoken in Russian. Listen to each exchange carefully and then mark on your answer sheet the English word or phrase that most accurately reflects what you heard. After you have marked your answer sheet, each exchange will be repeated and the correct answer provided.

1. He is
  - a. going to buy a magazine.
  - b. reading a magazine.
  - c. not going to the store on foot.
  - d. going to walk in the rain.
  
2. The dinner in the restaurant was
  - a. good.
  - b. tasty.
  - c. cheap.
  - d. expensive.
  
3. Who doesn't remember Petrov?
  - a. Nicholas.
  - b. Boris.
  - c. Tanya.
  - d. Peter.
  
4. The name of the teacher's father is
  - a. Ivan.
  - b. Alexander.
  - c. Peter.
  - d. not known.
  
5. They played
  - a. in good weather.
  - b. for a long time.
  - c. for a while.
  - d. well.

6. He smokes
- a. a lot.
  - b. often.
  - c. not much
  - d. rarely.
7. They are going to the restaurant.
- a. to eat breakfast.
  - b. this evening.
  - c. to eat supper.
  - d. tomorrow.
8. He knows
- a. the younger son.
  - b. the older son.
  - c. the daughter but not the son.
  - d. the son and the daughter.
9. The store opens
- a. late.
  - b. tomorrow
  - c. early.
  - d. soon.

## PART II

## DICTATION

Now listen as the instructions for Part II are given on tape.

1. Когда моя жена \_\_\_\_\_, мы идём \_\_\_\_\_.
2. Там мы \_\_\_\_\_ старого друга \_\_\_\_\_.
3. Мы все \_\_\_\_\_ этот \_\_\_\_\_.
4. Там вкусно \_\_\_\_\_ и \_\_\_\_\_.
5. Там всегда очень \_\_\_\_\_.
6. Вчера мы \_\_\_\_\_ в ресторане.
7. \_\_\_\_\_ тоже обедали там.
8. \_\_\_\_\_ мы ели \_\_\_\_\_.
9. \_\_\_\_\_ доктор и его жена \_\_\_\_\_, а мы \_\_\_\_\_.
10. Потом мы все пили \_\_\_\_\_.
11. \_\_\_\_\_ мы \_\_\_\_\_.
12. Мы \_\_\_\_\_ новый \_\_\_\_\_.

## PART III

## EXERCISE 1

## NUMBER DRILL

In the spaces below write the numerals as you hear them. After each line you will be able to check your work.

1. \_\_\_\_\_
2. \_\_\_\_\_
3. \_\_\_\_\_

Now check your work against transparency.

## EXERCISE 2

## PATTERN DRILL

Now you will hear ten questions. Each question will be spoken only once. Write the answers using the proper form of the adjectives and the pronouns printed in your workbook. Write the adjective and the pronoun only.

Example. You will hear: Что вы покупаете?

You will write: (new clothes) Новую одежду

1. \_\_\_\_\_  
(our doctor)
2. \_\_\_\_\_  
(the white shirt)
3. \_\_\_\_\_  
(this movie)
4. \_\_\_\_\_  
(the new teacher [female])

5. \_\_\_\_\_  
(the homework)
6. \_\_\_\_\_  
(a pretty girl)
7. \_\_\_\_\_  
(our student)
8. \_\_\_\_\_  
(delicious fish)
9. \_\_\_\_\_  
(cold beer)
10. \_\_\_\_\_  
(Russian newspaper)



ANSWER KEY

## PART II: DICTATION

1. Когда моя жена не хочет готовить, мы идём в испанский ресторан.
2. Там мы часто встречаем старого друга доктора Иванова.
3. Мы все любим этот небольшой ресторан.
4. Там вкусно готовят рыбу и мясо по-испански.
5. Там всегда очень хорошее красное вино.
6. Вчера мы обедали в ресторане.
7. Доктор и его жена тоже обедали там.
8. На первое мы ели холодный суп.
9. На второе доктор и его жена ели рыбу, а мы мясо.
10. Потом мы все пили чёрный кофе.
11. Вечером мы были в кино.
12. Мы смотрели новый американский фильм "Аэропорт".

LANGUAGE LABORATORY EXERCISES

## PART I

## LISTENING COMPREHENSION

You will hear seven brief communicative exchanges spoken in Russian. Listen to each exchange and then mark on your answer sheet the English phrase that most accurately reflects what you heard. After you have marked your answer sheet, each exchange will be repeated and the correct answer provided.

1. The husband wants to
  - a. stay at home with his wife.
  - b. go to the theater.
  - c. listen to a concert at home.
  - d. go to a concert.
  
2.
  - a. He doesn't live here.
  - b. He lives in San Francisco, but works here.
  - c. He lives and works here.
  - d. He wants to live in San Francisco.
  
3. The party
  - a. is tomorrow.
  - b. is interesting.
  - c. was yesterday.
  - d. is today.
  
4. Yesterday it was
  - a. warm.
  - b. cold.
  - c. foggy.
  - d. raining.
  
5. He is flying to Washington
  - a. this Wednesday.
  - b. this week.
  - c. next week.
  - d. next Saturday.

6. Oleg is/was
- a. going to New York.
  - b. in New York for a week.
  - c. in New York for a long time.
  - d. in New York for a month.
7. Mrs. Pavlov's father's name is
- a. Boris.
  - b. Pavel.
  - c. Ivan.
  - d. Peter.

## PART II

## DICTATION

Now listen as the instructions for PART II are given on tape.

1. Сегодня \_\_\_\_\_  
в Нью-Йорк \_\_\_\_\_.
2. Сначала \_\_\_\_\_  
\_\_\_\_\_, а потом \_\_\_\_\_  
\_\_\_\_\_.
3. - \_\_\_\_\_ так долго \_\_\_\_\_ ?
4. - \_\_\_\_\_ старый \_\_\_\_\_.
5. Сегодня \_\_\_\_\_ нас \_\_\_\_\_  
\_\_\_\_\_.
6. \_\_\_\_\_  
\_\_\_\_\_ мой сын \_\_\_\_\_ в Ленинград.
7. Там \_\_\_\_\_  
\_\_\_\_\_ один \_\_\_\_\_.


8. Потом \_\_\_\_\_ в Москву  
\_\_\_\_\_.
9. \_\_\_\_\_  
я тоже \_\_\_\_\_ в Москву.
10. Это \_\_\_\_\_ очень  
\_\_\_\_\_.
11. Сын \_\_\_\_\_  
\_\_\_\_\_ в Москве \_\_\_\_\_  
\_\_\_\_\_.
12. А вечером мы \_\_\_\_\_  
\_\_\_\_\_.

## PART III































## PATTERN DRILL

You will hear a sentence. Circle the symbol that corresponds to the verb of motion that you hear in the sentence.

 - stands for идти

 - stands for ехать

 - stands for лететь

1.   
2.   
3.   
4.   
5.   
6.   
7.   
8.   
9.   
10.   

Now check your work.

ANSWER KEY

## PART II: DICTATION

1. Сегодня мы едем в Нью-Йорк отдыхать.
2. Сначала мы идём на почту, а потом на вокзал.
3. - Что вы так долго имете?
4. - Я имею старый учебник.
5. Сегодня они приглашают нас на вечеринку.
6. В среду ночью мой сын летит в Ленинград.
7. Там он будет жить весь месяц.
8. Потом он едет в Москву на неделю.
9. Через месяц я тоже лечу в Москву.
10. Это будет очень интересная поездка.
11. Сын будет встречать меня в Москве на вокзале.
12. А вечером мы идём вместе в Большой театр.

LANGUAGE LABORATORY EXERCISES

## PART I

## LISTENING COMPREHENSION

You will hear six brief communicative exchanges spoken in Russian. Listen to each exchange and then mark on your answer sheet the English word or phrase that most accurately reflects what you heard. After you have marked your answer sheet, each exchange will be repeated and the correct answer provided.

1. He drinks coffee
  - a. once a day.
  - b. seldom.
  - c. often.
  - d. only in the morning.
  
2. The weather there is usually
  - a. bad.
  - b. good.
  - c. rainy.
  - d. foggy.
  
3. He spent
  - a. a month in the mountains.
  - b. a week in the mountains.
  - c. a month at the seashore.
  - d. a week at the seashore.
  
4. He goes to Los Angeles
  - a. always by plane.
  - b. always by car.
  - c. usually by car.
  - d. usually by plane.
  
5. They will invite
  - a. the doctor's entire family.
  - b. only his daughter.
  - c. everyone but the doctor's daughter.
  - d. only the doctor.



6. He is flying there
- a. this Wednesday.
  - b. this Saturday.
  - c. for a week.
  - d. in a week.

## PART II

## DICTATION

Now listen as the instructions for Part II are given on tape.

1. \_\_\_\_\_ Виктор! \_\_\_\_\_, где мы  
отдыхаем, \_\_\_\_\_.
2. \_\_\_\_\_ очень красивые.
3. Наш \_\_\_\_\_ на горе.
4. \_\_\_\_\_ отсюда \_\_\_\_\_  
\_\_\_\_\_.
5. Вода \_\_\_\_\_, а \_\_\_\_\_  
\_\_\_\_\_.
6. \_\_\_\_\_ далеко, \_\_\_\_\_ я \_\_\_\_\_  
\_\_\_\_\_ в магазин и на почту.
7. Жена в \_\_\_\_\_ готовит \_\_\_\_\_.
8. Потом мы все вместе \_\_\_\_\_ или  
\_\_\_\_\_.
9. Почему ты не \_\_\_\_\_  
\_\_\_\_\_ ?
10. Я знаю, что ты \_\_\_\_\_  
на море.

11. Может быть, в \_\_\_\_\_ будешь отдыхать \_\_\_\_\_  
\_\_\_\_\_?
12. Лето скоро \_\_\_\_\_, но \_\_\_\_\_  
очень \_\_\_\_\_.
13. Мы \_\_\_\_\_ отсюда \_\_\_\_\_.
14. Пиши, \_\_\_\_\_ тебя, твой  
\_\_\_\_\_ Андрей.

## PART III

## PATTERN DRILL

You will hear a sentence. Circle the symbol that corresponds to the verb of motion that you hear in the sentence.

✓ - stands for идти

⊗ - stands for ехать

~ - stands for лететь

- |     |   |   |   |
|-----|---|---|---|
| 1.  | ✓ | ⊗ | ~ |
| 2.  | ✓ | ⊗ | ~ |
| 3.  | ✓ | ⊗ | ~ |
| 4.  | ✓ | ⊗ | ~ |
| 5.  | ✓ | ⊗ | ~ |
| 6.  | ✓ | ⊗ | ~ |
| 7.  | ✓ | ⊗ | ~ |
| 8.  | ✓ | ⊗ | ~ |
| 9.  | ✓ | ⊗ | ~ |
| 10. | ✓ | ⊗ | ~ |
| 11. | ✓ | ⊗ | ~ |
| 12. | ✓ | ⊗ | ~ |
| 13. | ✓ | ⊗ | ~ |
| 14. | ✓ | ⊗ | ~ |
| 15. | ✓ | ⊗ | ~ |
| 16. | ✓ | ⊗ | ~ |

Now check your work.

ANSWER KEY

## PART II: DICTATION

1. Дорогой Виктор! Деревня, где мы отдыхаем, называется "Зима".
2. Места здесь очень красивые.
3. Наш дом стоит на горе.
4. Недалеко отсюда озеро и река.
5. Вода в озере тёплая, а в реке холодная.
6. Станция далеко, но я каждое утро езжу туда в магазин и на почту.
7. Жена в это время готовит завтрак.
8. Потом мы все вместе идём на пляж или в лес.
9. Почему ты не отвечаешь на моё письмо?
10. Я знаю, что ты любишь ездить летом на море.
11. Может быть в этот раз будешь отдыхать в деревне?
12. Лето скоро кончается, но погода стоит очень тёплая.
13. Мы уезжаем отсюда через месяц.
14. Пиши, ещё раз приглашаю тебя, твой друг Андрей.

LANGUAGE LABORATORY EXERCISES

## PART I

## LISTENING COMPREHENSION

You will hear six brief communicative exchanges spoken in Russian. Listen to each exchange and then mark on your answer sheet the English word or phrase that most accurately reflects what you heard. After you have marked your answer sheet, each exchange will be repeated and the correct answer provided.

1. He
  - a. knows Spanish.
  - b. wants to know Spanish.
  - c. can speak Spanish.
  - d. must know Spanish.
  
2. They are leaving
  - a. in the morning.
  - b. in the afternoon.
  - c. late at night.
  - d. in the evening.
  
3. Yesterday he was
  - a. out.
  - b. at a social function.
  - c. at home.
  - d. at a party.
  
4. She has
  - a. to go to dinner.
  - b. to stay home.
  - c. nothing to do.
  - d. nowhere to go.
  
5. Who is going to the museum?
  - a. No one.
  - b. Everyone.
  - c. Only one person.
  - d. Only a few people.

6. They are looking for

- a. House number 7.
- b. House 7th.
- c. House 17th.
- d. House number 17.

## PART II

## DICTATION

Now listen as the instructions for Part II are given on tape.

1. \_\_\_\_\_ я \_\_\_\_\_ в отпуск  
\_\_\_\_\_.
2. \_\_\_\_\_ в Лондон.
3. \_\_\_\_\_ - очень  
\_\_\_\_\_ город.
4. Там я \_\_\_\_\_.
5. Я всегда \_\_\_\_\_ туда \_\_\_\_\_, а \_\_\_\_\_  
\_\_\_\_\_ лечу \_\_\_\_\_.
6. В Лондоне \_\_\_\_\_ и очень  
\_\_\_\_\_.
7. \_\_\_\_\_ любят \_\_\_\_\_  
\_\_\_\_\_.
8. Вы \_\_\_\_\_ в Лондон, вы \_\_\_\_\_ там  
\_\_\_\_\_.
9. Вы ещё \_\_\_\_\_ там \_\_\_\_\_.
10. \_\_\_\_\_  
красивая девушка - \_\_\_\_\_.



11. Она \_\_\_\_\_.

12. Девушка \_\_\_\_\_ в машину, и вы \_\_\_\_\_.

13. \_\_\_\_\_.

## PART III

## LISTENING COMPREHENSION EXERCISE

You will hear a short story. It will be read in two parts. Each part will be read twice. After the second reading you will be given time to answer questions in your workbook.  
Give the shortest possible answer.

## QUESTIONS

## PART I

1. Who is her father?

---

2. How often does he come home?

---

3. What season is mentioned in the story?

---

4. What is her father doing now?

---

5. Where are they going on vacation?

---

6. Where will they stay in Moscow?

---

## PART II

1. How does her father know Moscow?

---

2. Where are they planning to go after Moscow?

---

3. How long are they planning to stay there?

---

4. When does their plane leave for the USSR?

---

Now check your work.

ANSWER KEY

## PART II: DICTATION

1. Через день я улетаю в отпуск в Англию.
2. Сначала я лечу в Лондон.
3. Английская столица - очень красивый город.
4. Там я буду жить в гостинице.
5. Я всегда летал туда летом, а в этот раз лечу зимой.
6. В Лондоне прекрасные парки и очень интересные музеи.
7. Туристы любят ездить в эту страну.
8. Вы прилетаете в Лондон, вы никого там не знаете.
9. Вы ещё ничего там не видели.
10. В аэропорту вас встречает красивая девушка - переводчица.
11. Она будет показывать город.
12. Девушка приглашает вас в машину, и вы едете в гостиницу.
13. Отпуск начинается.

LANGUAGE LABORATORY EXERCISES

## PART I

## LISTENING COMPREHENSION

You will hear eight brief communicative exchanges spoken in Russian. Listen to each exchange and then mark on your answer sheet the English word or phrase that most accurately reflects what you heard. After you have marked your answer sheet, each exchange will be repeated and the correct answer provided.

1. The brother lives in the
  - a. north.
  - b. south.
  - c. east.
  - d. west.
  
2. One may get to Red Square on bus number
  - a. seven.
  - b. nine.
  - c. seventeen.
  - d. nineteen.
  
3. The post office is located on
  - a. 9th Street.
  - b. 10th Street.
  - c. 12th Street.
  - d. 19th Street.
  
4. He is talking about his
  - a. excursion.
  - b. capital.
  - c. country.
  - d. trip.
  
5. He is going to the party
  - a. on foot.
  - b. by bus.
  - c. by cab.
  - d. by trolley.

6. Ivanov<sup>'</sup>
  - a. is no longer a captain.
  - b. is no longer in the army.
  - c. is no longer a translator.
  - d. no longer works at HQ.
  
7. They are going to go home
  - a. together.
  - b. by subway.
  - c. on foot.
  - d. by streetcar.
  
8. The soldiers are going
  - a. south and then north.
  - b. north and then east.
  - c. east and then north.
  - d. north and then south.

## PART II

## DICTATION

Now listen as the instructions for Part II are given on tape.

1. Вы \_\_\_\_\_ в город \_\_\_\_\_  
и \_\_\_\_\_ на \_\_\_\_\_ в \_\_\_\_\_  
\_\_\_\_\_.
2. Вы ещё \_\_\_\_\_ здесь не знаете и \_\_\_\_\_  
\_\_\_\_\_.
3. Вы \_\_\_\_\_ в гостинице, где \_\_\_\_\_  
\_\_\_\_\_ ресторан.
4. Как туда \_\_\_\_\_ или \_\_\_\_\_?
5. Вы идёте \_\_\_\_\_ на \_\_\_\_\_,  
садитесь в \_\_\_\_\_, и едете \_\_\_\_\_  
\_\_\_\_\_.
6. В \_\_\_\_\_ день вы \_\_\_\_\_ на  
карте \_\_\_\_\_ улицу и каждую \_\_\_\_\_.
7. Через \_\_\_\_\_ вы \_\_\_\_\_,  
как \_\_\_\_\_ в \_\_\_\_\_, на  
\_\_\_\_\_, в \_\_\_\_\_.
8. \_\_\_\_\_ вы \_\_\_\_\_  
уезжать \_\_\_\_\_ домой.

9. Вы \_\_\_\_\_ билет на \_\_\_\_\_ и  
\_\_\_\_\_ на \_\_\_\_\_.
10. Вы не хотите \_\_\_\_\_, потому  
что теперь \_\_\_\_\_ этот город.
11. Здесь живут \_\_\_\_\_ новые \_\_\_\_\_.
12. И вы \_\_\_\_\_: «Я буду \_\_\_\_\_  
сюда \_\_\_\_\_ год.



PART III

You will hear sentences containing compass directions. In the chart in your workbook put an "X" in the block which corresponds to the direction you hear in each sentence.

Each sentence will be spoken only once.

	N	S	E	W	NE	NW	SE	SW
1.								
2.								
3.								
4.								
5.								
6.								
7.								
8.								
9.								
10.								

## PART IV

You will hear short Russian phrases containing ordinal numerals. Translate these phrases into English.

Example: you hear: „десятый день”

you write: "the 10th day"

1. \_\_\_\_\_
2. \_\_\_\_\_
3. \_\_\_\_\_
4. \_\_\_\_\_
5. \_\_\_\_\_
6. \_\_\_\_\_
7. \_\_\_\_\_
8. \_\_\_\_\_
9. \_\_\_\_\_
10. \_\_\_\_\_

ANSWER KEY

## PART II: DICTATION

1. Вы приезжаете в город рано утром и едете на такси в гостиницу.
2. Вы ещё никого здесь не знаете и ничего здесь не видели.
3. Вы спрашиваете в гостинице, где находится недорогой ресторан.
4. Как туда проехать или пройти?
5. Вы идёте прямо на остановку, садитесь в трамвай и едете, куда хотите.
6. В первый день вы ищете на карте каждую улицу и каждую площадь.
7. Через неделю вы знаете, как проехать в гостиницу, на почту, в магазин.
8. Через месяц вы должны уезжать обратно домой.
9. Вы покупаете билет на поезд и едете на вокзал.
10. Вы не хотите отсюда уезжать, потому что теперь любите этот город.
11. Здесь живут ваши новые друзья.
12. Вы говорите: „Я буду приезжать сюда каждый год.“

LANGUAGE LABORATORY EXERCISES

## PART I

## LISTENING COMPREHENSION

You will hear seven brief communicative exchanges spoken in Russian. Listen to each exchange and then mark on your answer sheet the English word or phrase that most accurately reflects what you heard. After you have marked your answer sheet, each exchange will be repeated and the correct answer provided.

1. His house is
  - a. here.
  - b. not far.
  - c. far away.
  - d. in this state.
  
2. He is going to Leningrad by
  - a. ship.
  - b. car.
  - c. train.
  - d. plane.
  
3. This year he is going on leave in
  - a. winter.
  - b. spring.
  - c. summer.
  - d. fall.
  
4. The husband is fluent in
  - a. German.
  - b. Spanish.
  - c. Russian.
  - d. English.
  
5. She
  - a. sings well.
  - b. sings better than she dances.
  - c. dances better than she sings.
  - d. doesn't sing.

6. Yesterday evening Boris was

- a. at home.
- b. sleeping.
- c. talking on the phone.
- d. at work.

7. They are going to go to the

- a. mountains.
- b. ocean.
- c. forest.
- d. lake.

PART II  
DICTATION

Now listen as the instructions for Part II are given on tape.

1. В этом году \_\_\_\_\_ в Нью-Йорке \_\_\_\_\_  
\_\_\_\_\_.
2. Мы уже \_\_\_\_\_, как и где \_\_\_\_\_  
\_\_\_\_\_.
3. Обычно \_\_\_\_\_ мы \_\_\_\_\_  
\_\_\_\_\_ страны.
4. \_\_\_\_\_ мы едем  
\_\_\_\_\_.
5. Мы \_\_\_\_\_ там \_\_\_\_\_, но видели тогда  
\_\_\_\_\_.
6. Мой \_\_\_\_\_ хорошо \_\_\_\_\_  
язык.
7. Билеты \_\_\_\_\_ недорогие,  
а ехать \_\_\_\_\_ очень  
\_\_\_\_\_.
8. Сначала \_\_\_\_\_ стоят \_\_\_\_\_  
\_\_\_\_\_ и покупают \_\_\_\_\_.
9. \_\_\_\_\_ они идут на пароход и \_\_\_\_\_,  
где \_\_\_\_\_.

10. \_\_\_\_\_ большая  
библиотека и \_\_\_\_\_ ресторан.
11. \_\_\_\_\_ в ресторане \_\_\_\_\_,  
и \_\_\_\_\_.
12. Но я \_\_\_\_\_.
13. Я \_\_\_\_\_ сидеть и \_\_\_\_\_.

## PART III

You will hear a question. Answer the question using the given pronoun in its proper form.

Use the pronoun я.

Example: You hear: Кого он спрашивает?

You write: Меня.

Each question will be spoken twice.

Now listen to the next question and continue to use the pronoun я.

1. \_\_\_\_\_
2. \_\_\_\_\_
3. \_\_\_\_\_

Now answer the questions using the pronoun вы.

1. \_\_\_\_\_
2. \_\_\_\_\_
3. \_\_\_\_\_

Now answer the questions using the pronoun он.

1. \_\_\_\_\_
2. \_\_\_\_\_
3. \_\_\_\_\_



Now use the pronoun она.

1. \_\_\_\_\_
2. \_\_\_\_\_
3. \_\_\_\_\_

This time use the pronoun они.

1. \_\_\_\_\_
2. \_\_\_\_\_
3. \_\_\_\_\_
4. \_\_\_\_\_

Now answer the questions using the phrase мой старший брат.

1. \_\_\_\_\_
2. \_\_\_\_\_
3. \_\_\_\_\_
4. \_\_\_\_\_

## PART IV

In the spaces below write the numerals as you hear them. After each line you will be able to check your work.

Line 1: \_\_\_\_\_

Line 2: \_\_\_\_\_

Line 3: \_\_\_\_\_

ANSWER KEY

## PART II: DICTATION

1. В этом году весна в Нью-Йорке начинается рано.
2. Мы уже думаем о том, как и где будем отдыхать.
3. Обычно весной мы ездим в другие страны.
4. В этот раз мы едем на пароходе в Германию.
5. Мы бывали там раньше, но видели тогда только столицу.
6. Мой муж хорошо знает немецкий язык.
7. Билеты на пароход недорогие, а ехать через океан очень интересно.
8. Сначала пассажиры стоят в очереди в порту, и покупают билеты.
9. Потом они идут на пароход и спрашивают, где их места.
10. На нашем пароходе большая библиотека и прекрасный ресторан.
11. Вечером в ресторане едят, пьют и танцуют.
12. Но я не люблю танцевать.
13. Я люблю сидеть и смотреть на воду.

LANGUAGE LABORATORY EXERCISES

## PART I

## LISTENING COMPREHENSION

You will hear seven brief communicative exchanges spoken in Russian. Listen to each exchange and then mark on your answer sheet the English word or phrase that most accurately reflects what you heard. After you have marked your answer sheet, each exchange will be repeated and the correct answer provided.

1. The movie begins at
  - a. 6 o'clock.
  - b. 7 o'clock.
  - c. 8 o'clock.
  - d. 9 o'clock.
  
2.
  - a. One of them doesn't like summer.
  - b. Both of them don't like autumn.
  - c. They both like summer.
  - d. They both like autumn.
  
3. He
  - a. was there only last year.
  - b. was there only this year.
  - c. is going there this year.
  - d. was there both last and this year.
  
4. Her favorite color is
  - a. blue.
  - b. brown.
  - c. gray.
  - d. yellow.
  
5. One of the speakers' life is
  - a. easy, but interesting.
  - b. hard, but interesting.
  - c. too hard.
  - d. hard, but not interesting.

6. He is going to the ocean in
- a. November.
  - b. December.
  - c. January.
  - d. February.
7. The best way to get to Red Square is by bus number
- a. two.
  - b. three.
  - c. twenty.
  - d. thirty.

## PART II

## DICTATION

Now listen as the instructions for Part II are given on tape.

1. \_\_\_\_\_ я живу \_\_\_\_\_  
\_\_\_\_\_.

2. \_\_\_\_\_, что это \_\_\_\_\_  
\_\_\_\_\_ город \_\_\_\_\_.

3. Но климат \_\_\_\_\_ не \_\_\_\_\_.

4. \_\_\_\_\_ и \_\_\_\_\_  
\_\_\_\_\_ городе бывает \_\_\_\_\_.

5. \_\_\_\_\_ я люблю \_\_\_\_\_  
\_\_\_\_\_ в парке.

6. \_\_\_\_\_ погода \_\_\_\_\_  
и \_\_\_\_\_ только в \_\_\_\_\_.

7. \_\_\_\_\_ году \_\_\_\_\_  
\_\_\_\_\_ месяц был \_\_\_\_\_.

8. Потом идут \_\_\_\_\_, а \_\_\_\_\_  
\_\_\_\_\_ уже \_\_\_\_\_.

9. \_\_\_\_\_ холодная погода \_\_\_\_\_  
\_\_\_\_\_.
10. \_\_\_\_\_ по радио, что \_\_\_\_\_  
\_\_\_\_\_ лето будет тёплое.
11. \_\_\_\_\_  
он уезжает в \_\_\_\_\_.
12. В \_\_\_\_\_ вы  
начинаете работать?

## PART III

You will hear seven phrases containing a noun. Complete the sentences in your workbook, transforming these nouns into adverbs.

Example: you hear: Было утро.

you write: Это было утром.

1. Это было \_\_\_\_\_.
2. Это было \_\_\_\_\_.
3. Это было \_\_\_\_\_.
4. Это было \_\_\_\_\_.
5. Это было \_\_\_\_\_.
6. Это было \_\_\_\_\_.
7. Это было \_\_\_\_\_.



## PART IV

## LISTENING COMPREHENSION EXERCISE

You will hear the text of a letter consisting of two parts. Each part will be read twice. After the second reading of each part, you will be given time to answer questions in your workbook. Give the shortest possible answer. You should take notes in English on the content of each part as you listen to it.

Questions

## I

1. Why doesn't he have to work today?

---

2. Whom did he see in the morning?

---

3. Where did Smirnoff spend his vacation?

---

4. When is Smirnoff going to be at work?

---

## II

1. Who wrote the letter?

---

2. Where does this person live?

---

3. Where does Ivan Pavloff live?

---

4. What is his wife's first name?

---

5. Where are the Pavloffs going to be soon?

---

6. When are they going to be there?

---

7. How long are they going to be in this city?

---

ANSWER KEY

## PART II: DICTATION

1. Всю жизнь я живу в этом городе.
2. Говорят, что это самый красивый город в США.
3. Но климат здесь не самый хороший.
4. В июле и августе в нашем городе бывает слишком жарко.
5. В такие дни я люблю гулять вечером в парке.
6. Жаркая погода начинается в мае и кончается только в октябре.
7. В прошлом году последний жаркий месяц был сентябрь.
8. Потом идут тёплые месяцы, а в декабре уже холодно.
9. Но самая холодная погода бывает в январе..
10. Недавно я слышал по радио, что в будущем году лето будет тёплое.
11. На этой неделе он уезжает в Соединённые Штаты Америки.
12. В котором часу вы начинаете работать?

LANGUAGE LABORATORY EXERCISES

## PART I

## LISTENING COMPREHENSION

You will hear seven short sentences or statements. Listen to them carefully and select the answer which is most appropriate to what you have heard.

1. Peter
  - a. visited Moscow.
  - b. read about Moscow.
  - c. had guests.
  - d. went to someone's house.
  
2.
  - a. Tamara fixed a tasty dinner.
  - b. Tamara called Katya.
  - c. Katya called Tamara.
  - d. Katya did not fix dinner.
  
3. The new colonel
  - a. doesn't know any foreign language.
  - b. is studying military science.
  - c. arrived during the summer.
  - d. will arrive in the summer.
  
4. The Ivanovs are going:
  - a. to work in the south.
  - b. on vacation.
  - c. to move to the north.
  - d. to visit their younger son.
  
5. He doesn't want to go to the party because
  - a. he no longer drinks.
  - b. he drinks too much.
  - c. his wife cannot drink.
  - d. the Petrovs don't drink.
  
6.
  - a. They both don't like beer.
  - b. They both like dark beer.
  - c. One of them likes dark beer, the other - light.
  - d. They both like any kind of beer.
  
7. The story was about
  - a. October.
  - b. November.
  - c. Moscow.
  - d. life

## PART II

## DICTATION

1. Том \_\_\_\_\_ не бывал  
в Советском \_\_\_\_\_.
2. \_\_\_\_\_ он \_\_\_\_\_,  
он \_\_\_\_\_ русский язык.
3. \_\_\_\_\_ он \_\_\_\_\_ больше  
\_\_\_\_\_.
4. Он \_\_\_\_\_ читал книги \_\_\_\_\_  
\_\_\_\_\_.
5. А \_\_\_\_\_ он \_\_\_\_\_  
книгу "Русские".
6. \_\_\_\_\_ американец,  
\_\_\_\_\_ зовут Хедрик Смит.
7. Он \_\_\_\_\_ "Нью-Йорк Таймс" и  
\_\_\_\_\_ в Москве.
8. Смит \_\_\_\_\_ русский язык.

9. Он, \_\_\_\_\_, \_\_\_\_\_, когда  
\_\_\_\_\_ по-русски.
10. Но \_\_\_\_\_ ошибки.
11. \_\_\_\_\_ Смит написал  
\_\_\_\_\_
12. \_\_\_\_\_ Том читал \_\_\_\_\_  
\_\_\_\_\_

## PART III

## PATTERN DRILL

You will hear ten sentences containing a negative imperative. Using the imperfective aspect of the verb you hear, transform these sentences into the affirmative imperative perfective.

Example: You hear: Не делайте уроки!

You write: Сделайте уроки!

1. \_\_\_\_\_ сегодня обед!
2. \_\_\_\_\_ всю колбасу!
3. \_\_\_\_\_ рано!
4. \_\_\_\_\_ завтра дома!
5. \_\_\_\_\_ в гостиницу!
6. \_\_\_\_\_ по-русски!
7. \_\_\_\_\_ эту воду!
8. \_\_\_\_\_ в ресторане!
9. \_\_\_\_\_ этот диалог!
10. \_\_\_\_\_ эту книгу!

## NUMBER DRILL

Exercise 1

You will hear Russian phrases containing ordinal numerals.  
Translate these phrases into English.

Example: You hear: 25-ый трамвай

You write: the 25th streetcar

1. \_\_\_\_\_
2. \_\_\_\_\_
3. \_\_\_\_\_
4. \_\_\_\_\_
5. \_\_\_\_\_
6. \_\_\_\_\_
7. \_\_\_\_\_
8. \_\_\_\_\_
9. \_\_\_\_\_
10. \_\_\_\_\_



Exercise 2

In the spaces below write the numerals as you hear them. After each line you will be able to check your work.

Line 1: \_\_\_\_\_

\_\_\_\_\_.

Line 2: \_\_\_\_\_

\_\_\_\_\_.

Line 3: \_\_\_\_\_

\_\_\_\_\_.

ANSWER KEY

## PART II: DICTATION

1. Том никогда раньше не бывал в Советском Союзе.
2. Когда он служил в армии, он учил русский язык.
3. Поэтому он хотел больше знать о России.
4. Он с удовольствием читал книги об этой стране.
5. А в прошлом году он прочитал книгу "Русские".
6. Эту книгу написал американец, которого зовут Хедрик Смит.
7. Он работал в газете "Нью-Йорк Таймс" и долго жил в Москве.
8. Смит хорошо выучил русский язык.
9. Он, конечно, делал ошибки, когда говорил по-русски.
10. Но это были маленькие ошибки.
11. Книгу "Русские" Смит написал по-английски.
12. Но Том читал её перевод на русский язык.

LANGUAGE LABORATORY EXERCISES

## PART I

## LISTENING COMPREHENSION

You will hear five brief statements or exchanges in Russian. Listen to each and then mark on your answer sheet the English word or phrase that most accurately reflects what you heard. After you have marked your answer sheet, each statement or exchange will be repeated and the correct answer provided.

1.
  - a. Lena saw Mike.
  - b. Mike said he saw Lena.
  - c. Mike should call home.
  - d. Mike called home.
  
2.
  - a. He always talks a lot.
  - b. He never says anything important.
  - c. He spoke very fast.
  - d. He said he wasn't going to speak long.
  
3. The weather report said that
  - a. it might rain on Wednesday.
  - b. that it will rain on Monday.
  - c. that it will be nice.
  - d. that it rained last evening.
  
4. The number at HQ is
  - a. 9 - 3 - 8.
  - b. 9 - 3 - 7.
  - c. 7 - 3 - 9.
  - d. 8 - 3 - 9.
  
5. They are planning to eat dinner
  - a. at the 12th St. restaurant.
  - b. with their friends.
  - c. at the 19th St. restaurant.
  - d. at home.

## PART II

## DICTATION

You will hear 10 sentences. Listen to them carefully and fill in the words which have been omitted in your workbook. Each sentence will be spoken only once. There will be a pause after each sentence.

1. Наша квартира \_\_\_\_\_ на  
\_\_\_\_\_.
2. \_\_\_\_\_ стоит в \_\_\_\_\_.
3. Мы хотели \_\_\_\_\_ шкаф,  
но \_\_\_\_\_.
4. Завтра \_\_\_\_\_  
\_\_\_\_\_.
5. Будьте добры, \_\_\_\_\_, где здесь  
\_\_\_\_\_.
6. Жена сидела \_\_\_\_\_ на  
\_\_\_\_\_ и \_\_\_\_\_  
телевизор.
7. Когда \_\_\_\_\_  
\_\_\_\_\_ в театр.
8. \_\_\_\_\_ мы \_\_\_\_\_  
новую \_\_\_\_\_.
9. \_\_\_\_\_ об этом,  
\_\_\_\_\_ в штаб.
10. \_\_\_\_\_ мы все  
\_\_\_\_\_ в Ленинград.

## PART III

You will hear ten sentences containing the verbs in Imperfective aspect. Change these verbs into Perfective.

Example: You hear: Вчера мы обедали дома.

You write: Вчера мы пообедали дома.

1. Он ничего \_\_\_\_\_.
2. Вчера она \_\_\_\_\_ новые песни.
3. Что он \_\_\_\_\_ об этом фильме?
4. Вы не \_\_\_\_\_ эту работу хорошо.
5. Я никого \_\_\_\_\_ там.
6. Завтра я \_\_\_\_\_ в город.
7. Во вторник мы \_\_\_\_\_ в кино.
8. Этот самолёт \_\_\_\_\_ в Нью-Йорк.
9. Что вы \_\_\_\_\_ в этом магазине?
10. \_\_\_\_\_, какое красивое кресло!

## PART IV

You will hear Russian phrases containing ordinal numerals.  
Translate these phrases into English.

1. \_\_\_\_\_
2. \_\_\_\_\_
3. \_\_\_\_\_
4. \_\_\_\_\_
5. \_\_\_\_\_
6. \_\_\_\_\_
7. \_\_\_\_\_
8. \_\_\_\_\_
9. \_\_\_\_\_
10. \_\_\_\_\_
11. \_\_\_\_\_
12. \_\_\_\_\_

ANSWER KEY

## PART II: DICTATION

1. Наша квартира находится на тринадцатом этаже.
2. Холодильник стоит в кухне.
3. Мы хотели купить книжный шкаф, но не смогли.
4. Завтра мы купим книжную полку.
5. Будьте добры, скажите, где здесь туалет?
6. Жена сидела в гостиной на диване и смотрела телевизор.
7. Когда мы побеждаем, мы пойдём в театр.
8. Недавно мы купили новую мебель.
9. Если вы услышите об этом, позвоните в штаб.
10. Месяц тому назад мы все вместе ездили в Ленинград.

LANGUAGE LABORATORY EXERCISES

## PART I

## LISTENING COMPREHENSION

Listen as the instructions for PART I are given on tape.

1. At what time of the year do they go on vacation?  
\_\_\_\_\_
2. Where do they go on vacation?  
\_\_\_\_\_
3. What is the weather like there at that time of the year?  
\_\_\_\_\_
4. Where do they stay when they are on vacation?  
\_\_\_\_\_  
\_\_\_\_\_
5. What is the speaker's occupation?  
\_\_\_\_\_  
\_\_\_\_\_
6. What is his rank?  
\_\_\_\_\_
7. What position does he hold?  
\_\_\_\_\_
8. Where is their host's house located?  
\_\_\_\_\_  
\_\_\_\_\_
9. Where do they go each morning?  
\_\_\_\_\_  
\_\_\_\_\_



## PART II

## DICTATION

You will hear ten sentences. Listen to them carefully and write them in your workbook. Each sentence will be spoken twice. There will be a short pause after each sentence.

1. \_\_\_\_\_  
\_\_\_\_\_
2. \_\_\_\_\_  
\_\_\_\_\_
3. \_\_\_\_\_  
\_\_\_\_\_
4. \_\_\_\_\_  
\_\_\_\_\_
5. \_\_\_\_\_  
\_\_\_\_\_
6. \_\_\_\_\_  
\_\_\_\_\_
7. \_\_\_\_\_  
\_\_\_\_\_
8. \_\_\_\_\_  
\_\_\_\_\_
9. \_\_\_\_\_  
\_\_\_\_\_
10. \_\_\_\_\_  
\_\_\_\_\_

## PART III

Exercise 1

You will hear ten questions. Listen to each question carefully and then write the answer using the given English words or word combinations.

Example: You hear: Чей это карандаш?

You write: Это карандаш учителя.  
(teacher)

1. \_\_\_\_\_  
(student, fem.)
2. \_\_\_\_\_  
(wife)
3. \_\_\_\_\_  
(Nina Petrovna)
4. \_\_\_\_\_  
(Smirnov)
5. \_\_\_\_\_  
(Chief engineer)
6. \_\_\_\_\_  
(Company Commander)
7. \_\_\_\_\_  
(Chief of the Russian Department)
8. \_\_\_\_\_  
(Regimental HQ)
9. \_\_\_\_\_  
(Divisional HQ)
10. \_\_\_\_\_  
(Platoon Commander)

Exercise 2

You will hear ten Russian sentences containing ordinal numerals. Listen to them carefully and write down the numeral only.

Example: You hear: Они живут в 16-ой квартире.

You write: 16th

- |          |           |
|----------|-----------|
| 1. _____ | 6. _____  |
| 2. _____ | 7. _____  |
| 3. _____ | 8. _____  |
| 4. _____ | 9. _____  |
| 5. _____ | 10. _____ |

Exercise 3

In the spaces below, write the numerals as you hear them. After each line you will be able to check your work.

Line 1: \_\_\_\_\_

Line 2: \_\_\_\_\_

Line 3: \_\_\_\_\_

ANSWER KEY

## PART I: LISTENING COMPREHENSION

1. They go on vacation in May.
2. They go south.
3. It is warm there but not hot.
4. They stay at the house of the director of a military plant.
5. The speaker is an engineer.
6. The speaker is a captain.
7. He is a company commander.
8. The house is located on the shore of the Black Sea.
9. Every morning they go to the beach.

## PART II: DICTATION

1. Командир нашей роты - капитан Степанов.
2. Он приехал сюда из другой дивизии.
3. Из штаба полка пришёл офицер.
4. Его отец - начальник штаба.
5. Друг моего отца работает на заводе.
6. По профессии он инженер-механик.
7. Я встретил его, когда шёл со станции.
8. Мои друзья ещё не сделали домашнюю работу.
9. Директор завода хорошо изучил этот вопрос.
10. Он прилетел в Америку в семидесятом году.

LANGUAGE LABORATORY EXERCISES

## PART I

## LISTENING COMPREHENSION

You will hear seven sentences spoken in Russian. Listen to each sentence and mark on your answer sheet the word or phrase that most accurately reflects what you heard. After you have marked your answer sheet, each sentence will be repeated and the answer provided.

1. a. He isn't here.  
b. He will be here.  
c. He was here.  
d. He is here.
2. Her translation was  
a. well done.  
b. poorly done.  
c. acceptable.  
d. not done.
3. a. I don't see you very often.  
b. I've seen you before.  
c. I never saw you before.  
d. I used to see you quite often.
4. a. Come tomorrow at five.  
b. Come later.  
c. Come again.  
d. Don't be late.
5. You are most likely to say  
a. How's your wife?  
b. Good evening.  
c. Thank you.  
d. Excuse me.
6. The speaker is  
a. apologizing.  
b. saying good-bye.  
c. greeting someone.  
d. thanking someone.
7. a. You never used a subway before.  
b. There is no subway here.  
c. There was a subway here before.  
d. They are building a subway here.

Exercise 2

Now answer the questions that you hear by supplying the proper case endings for the modifiers and nouns given in your workbook.

Example: You hear: О КОМ ВЫ ГОВОРИТЕ?

You write: О ТОМ МОЛОДОМ ВЫСОКОМ МУЖЧИНЕ.

or:

О ТОЙ МОЛОДОЙ КРАСИВОЙ ЖЕНЩИНЕ.

1. Т \_\_\_\_\_ МОЛОД \_\_\_\_\_ ВЫСОК \_\_\_\_\_ МУЖЧИН \_\_\_\_\_.
2. Т \_\_\_\_\_ МОЛОД \_\_\_\_\_ КРАСИВ \_\_\_\_\_ ЖЕНЩИН \_\_\_\_\_.
3. Т \_\_\_\_\_ МОЛОД \_\_\_\_\_ КРАСИВ \_\_\_\_\_ ЖЕНЩИН \_\_\_\_\_.
4. О Т \_\_\_\_\_ МОЛОД \_\_\_\_\_ ВЫСОК \_\_\_\_\_ МУЖЧИН \_\_\_\_\_.
5. Т \_\_\_\_\_ МОЛОД \_\_\_\_\_ КРАСИВ \_\_\_\_\_ ЖЕНЩИН \_\_\_\_\_.
6. О Т \_\_\_\_\_ МОЛОД \_\_\_\_\_ КРАСИВ \_\_\_\_\_ ЖЕНЩИН \_\_\_\_\_.
7. Т \_\_\_\_\_ МОЛОД \_\_\_\_\_ КРАСИВ \_\_\_\_\_ ЖЕНЩИН \_\_\_\_\_.
8. Т \_\_\_\_\_ МОЛОД \_\_\_\_\_ ВЫСОК \_\_\_\_\_ МУЖЧИН \_\_\_\_\_.

Exercise 3

You will hear number groups. The groups of the first and second lines will consist of two digits. The groups of the third line will contain four digits. These groups will be read as two separate dinomes. Write them as complete 4-digit groups rather than as separate 2-digit groups.

Example for Line 3: The group will be read "10-56".

You write: 1056.

Line 1: \_\_\_\_\_

Line 2: \_\_\_\_\_

Line 3: \_\_\_\_\_

\_\_\_\_\_

ANSWER KEY

## PART II: DICTATION

1. Моя бабушка уже давно лежит в больнице.
2. Вы хорошо знаете этого человека?
3. Остановка автобуса на главной площади.
4. Директора вчера весь день не было на работе.
5. Этот высокий мужчина - главный врач больницы.
6. Почему здесь всегда так грязно?
7. Кто ваш дядя по профессии?
8. У неё очень хорошая профессия: она медсестра.
9. Метро в Москве чистое и красивое.
10. В этой комнате нет телефона.
11. Это мужской разговор.



LANGUAGE LABORATORY EXERCISES

## PART I

## LISTENING COMPREHENSION

You will hear seven short questions or statements. Listen to them carefully and then select the answer which is most appropriate to what you have heard.

1. You are most likely to say:
  - a. I am not going there.
  - b. I'm sorry. I'm new here too.
  - c. I have to go there too.
2.
  - a. I'm not going yet.
  - b. Thank you. I don't want to.
  - c. Thanks for telling me.
3.
  - a. Thank you very much.
  - b. How is your daughter?
  - c. Don't mention it.
4.
  - a. I would like that very much.
  - b. Soup, please.
  - c. I want to be there first.
5.
  - a. No, at home.
  - b. Don't worry.
  - c. Sorry, I just don't know.
6.
  - a. No, he is not going there yet.
  - b. Well, it's time to go. Good-bye.
  - c. And what is his name?
7.
  - a. It's that time already.
  - b. Is that so?
  - c. Have you ever been there?

## PART II

## DICTATION

You will hear ten sentences. Listen to them carefully and write them in your workbook. Each sentence will be spoken twice. There will be a pause after each sentence.

1. \_\_\_\_\_  
\_\_\_\_\_
2. \_\_\_\_\_  
\_\_\_\_\_
3. \_\_\_\_\_  
\_\_\_\_\_
4. \_\_\_\_\_  
\_\_\_\_\_
5. \_\_\_\_\_  
\_\_\_\_\_
6. \_\_\_\_\_  
\_\_\_\_\_
7. \_\_\_\_\_  
\_\_\_\_\_
8. \_\_\_\_\_  
\_\_\_\_\_
9. \_\_\_\_\_  
\_\_\_\_\_
10. \_\_\_\_\_  
\_\_\_\_\_

## PART III

Exercise 1

You will hear nine questions. Answer these questions by using the given pronouns in the proper form. Use prepositions when necessary.

Example: You hear: Кто там был?

You write: (he) он ; (she) она ; (they) они .

1. (he) \_\_\_\_\_ ; (she) \_\_\_\_\_ ; (they) \_\_\_\_\_
2. (they) \_\_\_\_\_ ; (I) \_\_\_\_\_ ; (she) \_\_\_\_\_
3. (you, fam.) \_\_\_\_\_ ; (we) \_\_\_\_\_ ; (he) \_\_\_\_\_
4. (you, polite) \_\_\_\_\_ ; (they) \_\_\_\_\_ ; (I) \_\_\_\_\_
5. (she) \_\_\_\_\_ ; (he) \_\_\_\_\_ ; (they) \_\_\_\_\_
6. (I) \_\_\_\_\_ ; (you, fam.) \_\_\_\_\_ ; (you, pl.) \_\_\_\_\_
7. (they) \_\_\_\_\_ ; (she) \_\_\_\_\_ ; (I) \_\_\_\_\_
8. (she) \_\_\_\_\_ ; (I) \_\_\_\_\_
9. (you, pl.) \_\_\_\_\_ ; (they) \_\_\_\_\_ ; (she) \_\_\_\_\_

Exercise 2

You will hear ten Russian sentences containing numerals. Listen to them carefully and write down the numerals only.

Example: You hear: Он живёт на третьем этаже.

You write: 3rd

- |    |       |     |       |
|----|-------|-----|-------|
| 1. | _____ | 6.  | _____ |
| 2. | _____ | 7.  | _____ |
| 3. | _____ | 8.  | _____ |
| 4. | _____ | 9.  | _____ |
| 5. | _____ | 10. | _____ |

Exercise 3

You will hear number groups. The groups in the first line consist of two digits.

The groups in the second line consist of three digits.

The groups in the third line contain four digits. These groups will be read as two separate dinomes. Write them down as complete 4-digit groups rather than as separate 2-digit groups.

Example for Line 3: You hear: 10-56

You write: 1056

- |    |       |
|----|-------|
| 1. | _____ |
| 2. | _____ |
| 3. | _____ |

ANSWER KEY

## PART II: DICTATION

1. Когда вы заболели?
2. Что говорит врач о вашем здоровье?
3. Как себя чувствует ваш дедушка?
4. Ваша тётя давно болеет?
5. У меня насморк и сильный кашель.
6. Если солдат плохо себя чувствует, он должен пойти в госпиталь.
7. Когда у меня болел зуб, у меня была высокая температура.
8. Вы не больны, но вы должны больше отдыхать.
9. Он начал принимать лекарство и почувствовал себя лучше.
10. Саша говорит, что у него болит голова.

LANGUAGE LABORATORY EXERCISES

## PART I

## LISTENING COMPREHENSION

You will hear seven short questions or statements. Listen to them carefully and then select that answer which is most appropriate to what you have heard.

1. a. Why don't you go home?  
b. Glad to hear it.  
c. Good for you!
  
2. a. He's an engineer.  
b. I work at the post office.  
c. I live close to work.
  
3. a. I work nearby.  
b. I never walk to work.  
c. I often work there too.
  
4. a. On the table.  
b. At the restaurant.  
c. At the department store.
  
5. a. He is at the institute.  
b. Next to the park.  
c. At 7:00 o'clock.
  
6. They work  
a. in the morning.  
b. in the evening.  
c. all day long.
  
7. a. He is going to buy a bottle of wine.  
b. He is going to drink wine.  
c. He drank a bottle of wine.

## PART II

## DICTATION

You will hear ten sentences. Listen to them carefully and write them in your workbook. Each sentence will be spoken twice. There will be a pause after each sentence.

1. \_\_\_\_\_  
\_\_\_\_\_
2. \_\_\_\_\_  
\_\_\_\_\_
3. \_\_\_\_\_  
\_\_\_\_\_
4. \_\_\_\_\_  
\_\_\_\_\_
5. \_\_\_\_\_  
\_\_\_\_\_
6. \_\_\_\_\_  
\_\_\_\_\_
7. \_\_\_\_\_  
\_\_\_\_\_
8. \_\_\_\_\_  
\_\_\_\_\_
9. \_\_\_\_\_  
\_\_\_\_\_
10. \_\_\_\_\_  
\_\_\_\_\_

## PART III

Exercise 1

You will hear a noun. Complete the sentences in your workbook using the nouns that you hear in their plural forms.

Example: You hear: сестра

You write: Его сёстры уехали.

1. Вы читали книгу "\_\_\_\_\_ и дети"?
2. Мои \_\_\_\_\_ живут в Испании.
3. Мы хотим купить тёмные \_\_\_\_\_.
4. Ты не знаешь, здесь есть хорошие \_\_\_\_\_?
5. Покажите на карте \_\_\_\_\_ и реки Советского Союза.
6. Где живут ваши \_\_\_\_\_?
7. Наши \_\_\_\_\_ тоже поедут на экскурсию.
8. Здесь все студенты \_\_\_\_\_.
9. Их \_\_\_\_\_ тоже работают в школе.
10. Её \_\_\_\_\_ уже ходят в школу.



Exercise 2

You will hear ten questions in Russian. Answer these questions using the given nouns in their proper forms along with appropriate prepositions.

Example: You hear: Куда он едет?

You write: (Москва) В Москву

1. (Мой брат) \_\_\_\_\_
2. (Ленинград) \_\_\_\_\_
3. (учитель) \_\_\_\_\_
4. (дверь) \_\_\_\_\_
5. (зубной врач) \_\_\_\_\_
6. (больница) \_\_\_\_\_
7. (библиотека) \_\_\_\_\_
8. (библиотека) \_\_\_\_\_
9. (Надя) \_\_\_\_\_
10. (директор) \_\_\_\_\_

Exercise 3

You will hear number groups. The groups in the first line consist of two digits. The groups in the second line consist of three digits. The groups in the third line consist of four digits. These groups will be read as two separate di-  
nomes. Write them as complete four-digit groups rather than as separate two-digit groups.

Example for Line 3: You hear: 10-56

You write: 1056

Line 1: \_\_\_\_\_  
\_\_\_\_\_

Line 2: \_\_\_\_\_  
\_\_\_\_\_

Line 3: \_\_\_\_\_  
\_\_\_\_\_

ANSWER KEY

## PART II: DICTATION

1. Куда ты поставила стаканы и чашки?
2. Я поставила их в кухне на полку.
3. Вилки, ложки и ножи лежат на столе.
4. Когда мы ехали от врача, она почувствовала себя лучше.
5. Она работает в универмаге с утра до вечера.
6. Я долго решал эту задачу, но не смог решить её.
7. Послезавтра у Миши будет вечеринка.
8. Я с утра ничего не ел.
9. Зимой нельзя ходить без пальто.
10. Вы уже получили это лекарство?

LANGUAGE LABORATORY EXERCISES

## PART I

## LISTENING COMPREHENSION

You will hear seven short sentences or statements. Listen to them carefully and select that answer which is most appropriate to what you have heard.

1. a. The girl finished dinner.  
b. What's for dinner?  
c. Four rubles, two kopecks.
2. a. Where is the cup?  
b. Who bought the cup?  
c. I have to look.
3. a. Not today.  
b. 90 kopecks.  
c. German beer is good.
4. a. I have to eat breakfast.  
b. I'll be there tomorrow.  
c. I want to pay.
5. a. Two hours.  
b. For two hours.  
c. At two o'clock.
6. a. He forgot the book in the library.  
b. He will get the book in the library.  
c. That book wasn't in the library.
7. a. There were no cigarettes there.  
b. The girl was new.  
c. There was no salesgirl there.

## PART II

## DICTATION

Now listen as the instructions for PART II are given on tape.

1. \_\_\_\_\_  
\_\_\_\_\_
2. \_\_\_\_\_  
\_\_\_\_\_
3. \_\_\_\_\_  
\_\_\_\_\_
4. \_\_\_\_\_  
\_\_\_\_\_
5. \_\_\_\_\_  
\_\_\_\_\_
6. \_\_\_\_\_  
\_\_\_\_\_
7. \_\_\_\_\_  
\_\_\_\_\_
8. \_\_\_\_\_  
\_\_\_\_\_
9. \_\_\_\_\_  
\_\_\_\_\_
10. \_\_\_\_\_  
\_\_\_\_\_

## PART III

Exercise 1

You will hear ten Russian sentences on tape. Complete the sentences by writing in the word один in the correct form to modify the noun in that sentence that is in an oblique case.

Example: You hear: Я вижу девушку.

You write: Я вижу одну девушку.

1. Я заказал \_\_\_\_\_.
2. Мы купили \_\_\_\_\_.
3. Она заплатила за \_\_\_\_\_.
4. Они говорили об \_\_\_\_\_.
5. Я встретил там \_\_\_\_\_.
6. Я ездил в \_\_\_\_\_.
7. Он был у \_\_\_\_\_.
8. Поставь на стол \_\_\_\_\_ и \_\_\_\_\_.
9. Мы едем от \_\_\_\_\_.
10. Этот словарь для \_\_\_\_\_.

Exercise 2

You will hear a verb in the imperfective aspect. Write the perfective aspect of the same verb.

Example: You hear: писать

You write: написать

1. \_\_\_\_\_
2. \_\_\_\_\_
3. \_\_\_\_\_
4. \_\_\_\_\_
5. \_\_\_\_\_
6. \_\_\_\_\_
7. \_\_\_\_\_
8. \_\_\_\_\_
9. \_\_\_\_\_
10. \_\_\_\_\_

ANSWER KEY

## PART II: DICTATION

1. Когда открывается этот универмаг?
2. Я должен платить за квартиру каждый месяц.
3. Она съела две тарелки картофельного супа.
4. Отсюда до моего дома один километр.
5. Мы купили полкилограмма колбасы.
6. Ты хочешь ещё кусок хлеба?
7. За сыр вы должны заплатить два рубля.
8. Сколько ты заплатила за коричневые туфли?
9. Какого размера твой костюм?
10. Номер моего телефона: три - пятнадцать - два нуля.



LANGUAGE LABORATORY EXERCISES

## PART I

## LISTENING COMPREHENSION

You will hear seven short sentences or statements. Listen to them carefully and select that answer which is most appropriate to what you have heard.

1. a. It's good that we're not there.  
b. It's always better somewhere else.  
c. It's good that we're not going there.
2. a. He has been everywhere.  
b. He hasn't been in Africa yet.  
c. He's going to Africa.
3. a. She never stops talking.  
b. She will finish it soon.  
c. She didn't finish the story.
4. a. The topic was familiar.  
b. The lecture was given by his acquaintance.  
c. He didn't know the lecturer.
5. a. It took us almost 2 hours to get there.  
b. We were there for nearly 2 hours.  
c. We were there at 2 o'clock.
6. a. There will be no meeting today.  
b. The meetings will be at 5 o'clock.  
c. The meeting will be on 15 June.
7. He usually gets up at
  - a. 6:30.
  - b. 7:30.
  - c. 8:00.

PART II  
DICTATION

Now listen as the instructions for PART II are given on tape.

1. \_\_\_\_\_  
\_\_\_\_\_
2. \_\_\_\_\_  
\_\_\_\_\_
3. \_\_\_\_\_  
\_\_\_\_\_
4. \_\_\_\_\_  
\_\_\_\_\_
5. \_\_\_\_\_  
\_\_\_\_\_
6. \_\_\_\_\_  
\_\_\_\_\_
7. \_\_\_\_\_  
\_\_\_\_\_
8. \_\_\_\_\_  
\_\_\_\_\_
9. \_\_\_\_\_  
\_\_\_\_\_
10. \_\_\_\_\_  
\_\_\_\_\_

## PART III

Exercise 1

You will hear 11 sentences containing time expressions.  
Write down the time only.

Example: You hear: Он уехал двадцать минут девятого.

You write: At 8:20.

- |           |           |
|-----------|-----------|
| 1. _____  | 6. _____  |
| 2. _____  | 7. _____  |
| 3. _____  | 8. _____  |
| 4. _____  | 9. _____  |
| 5. _____  | 10. _____ |
| 11. _____ |           |

Exercise 2

You will hear negative sentences containing the expression ещё не with an imperfective verb. Complete the sentences in your workbook by using the verb in its past perfective form.

Example: You hear: Я ещё не пил молока.

You write: Я уже выпил молоко.

1. Я уже \_\_\_\_\_.
2. Я уже \_\_\_\_\_.
3. Брат уже \_\_\_\_\_.

4. Она уже \_\_\_\_\_.
5. Я уже \_\_\_\_\_.
6. Мы уже \_\_\_\_\_.
7. Я уже \_\_\_\_\_.
8. Я уже \_\_\_\_\_.
9. Мы уже \_\_\_\_\_.
10. Я уже \_\_\_\_\_.

ANSWER KEY

## PART II: DICTATION

1. Ребята, двадцать первого у меня день рождения.
2. В каком году вы были в Западной Германии?
3. Моя сестра кончила школу в июне 1971 года.
4. Я живу в этом городе с ноября прошлого года.
5. Мой друг приезжает сюда пятнадцатого марта.
6. Сегодня первое июня тысяча девятьсот восемьдесят первого года.
7. Тридцать первого декабря мы встречаем Новый год.
8. Почти все студенты хорошо сделали перевод.
9. Начало этого урока слишком трудное.
10. На следующий день они уже всё знали.

LANGUAGE LABORATORY EXERCISES

## PART I

## LISTENING COMPREHENSION

You will hear six short sentences or statements. Listen to them carefully and select that answer which is most appropriate to what you have heard.

1. a. The message to the staff sergeant didn't get through.  
b. Everything I sent reached the addressee.  
c. The wrong person got the mail.
2. a. It was a pleasant night.  
b. It was sunny at the beach.  
c. The sky was cloudy.
3. a. He forgot to stamp the letter he sent today.  
b. He'll send the letter tomorrow.  
c. He was unable to buy a stamp today.
4. a. The son sent his father a postcard a month ago.  
b. Mail service is slow.  
c. The son opened his father's letter.
5. a. Nobody in his family reads English.  
b. His family now lives in America.  
c. He was unable to send a telegram to his family.
6. a. They had potatoes for lunch.  
b. They went through the field to the river.  
c. They arrived at a field.

## PART II

## DICTATION

Now listen as the instructions for PART II are given on tape.

1. \_\_\_\_\_  
\_\_\_\_\_
2. \_\_\_\_\_  
\_\_\_\_\_
3. \_\_\_\_\_  
\_\_\_\_\_
4. \_\_\_\_\_  
\_\_\_\_\_
5. \_\_\_\_\_  
\_\_\_\_\_
6. \_\_\_\_\_  
\_\_\_\_\_
7. \_\_\_\_\_  
\_\_\_\_\_
8. \_\_\_\_\_  
\_\_\_\_\_
9. \_\_\_\_\_  
\_\_\_\_\_
10. \_\_\_\_\_  
\_\_\_\_\_
11. \_\_\_\_\_  
\_\_\_\_\_

## PART III

You will hear twelve sentences containing imperfective verbs. Write the perfective aspect of the same verbs in an appropriate form.

1. Вчера мы \_\_\_\_\_ интересный рассказ.
2. Когда мы \_\_\_\_\_ к Москве, небо было чистое.
3. Пожалуйста, \_\_\_\_\_ все новости!
4. Вчера утром меня \_\_\_\_\_ в штаб.
5. Поезд \_\_\_\_\_ очень медленно.
6. Мы \_\_\_\_\_ к Лондону ночью.
7. Она ничего \_\_\_\_\_.
8. Он \_\_\_\_\_ за квартиру первого числа.
9. Вчера мы \_\_\_\_\_ там кофе.
10. Они \_\_\_\_\_ меня в гости.
11. Мы \_\_\_\_\_ газеты утром на почте.
12. Как вы \_\_\_\_\_ ?



## PART IV

Exercise 1

In the spaces below write the numerals as you hear them.

Line 1: \_\_\_\_\_

Line 2: \_\_\_\_\_

Line 3: \_\_\_\_\_

ANSWER KEY

## PART II: DICTATION

1. Я слышал, что он решил не приезжать сюда.
2. Сообщите вашему командиру, что началась война.
3. Командир нашей части получил ещё одну звезду.
4. Старшина послал телеграмму командиру роты.
5. Я подъехал к почте, когда она уже закрылась.
6. На почте я должен был купить конверты и получить посылку.
7. Капитан рассказал жене, какая там природа и какой там климат.
8. Летом там всегда солнце, и ветер почти всегда южный.
9. В наш институт приезжает новый преподаватель русского языка.
10. "Подойдите к доске", - сказал учитель студенту.
11. В пятницу наши друзья улетают в отпуск в Европу.

LANGUAGE LABORATORY EXERCISES

## PART I

## LISTENING COMPREHENSION

You will hear seven short sentences or statements. Listen to them carefully and select that answer which is most appropriate to what you have heard.

1. a. She misunderstood him.  
b. They might be neighbors.  
c. He lives far from her.
2. a. The engineer showed the city to his family.  
b. The engineer showed him the city.  
c. The engineer was shown the city.
3. a. The son must call his father.  
b. The father had no time to call his son.  
c. The father will call again.
4. To find the village he should  
a. go along the river.  
b. go through the forest.  
c. go across the river.
5. a. He cannot translate his friend's letter.  
b. He wrote a letter to his friend.  
c. He wants to write a letter to his friend.
6. a. He used to live in a large village.  
b. He doesn't live there any longer.  
c. He lives in an apartment house.
7. a. They were at his friend's two days ago.  
b. They were at his friend's yesterday.  
c. His friend arrived the day before yesterday.

## PART II

## DICTATION

Now listen as the instructions for PART II are given on tape.

1.

---

---

---

2.

---

---

3.

---

---

4.

---

---

5.

---

---

6.

---

---

7.

---

---

8.

---

---

9.

---

---

10.

---

---

---

## PART III

## PATTERN DRILL

You will hear a question. Answer this question by using the personal pronoun prompted to you in an appropriate case.

Example: You hear: Кому он написал письмо? (я)

You write: Мне

1. \_\_\_\_\_
2. \_\_\_\_\_
3. \_\_\_\_\_
4. \_\_\_\_\_
5. \_\_\_\_\_
6. \_\_\_\_\_
7. \_\_\_\_\_
8. \_\_\_\_\_
9. \_\_\_\_\_
10. \_\_\_\_\_
11. \_\_\_\_\_
12. \_\_\_\_\_
13. \_\_\_\_\_
14. \_\_\_\_\_

15. \_\_\_\_\_

16. \_\_\_\_\_

ANSWER KEY

## PART II: DICTATION

1. Тридцать первого декабря я получил прекрасный подарок от моего отца.
2. Какие сапоги вы будете покупать - дорогие или дешёвые?
3. Госпожа Петрова спросила студента, сколько ему лет.
4. Не забудь взять свитер - вечером здесь всегда холодно.
5. Солдаты шли по дороге, которая идёт вдоль берега.
6. Плащ, который мне подарила жена, красивый, но короткий.
7. Я подарю этот свитер моему другу.
8. Обещай писать мне письма каждую неделю.
9. Ты не помнишь, кому я послал письмо в конверте без марки?
10. Я получил посылку, в которой были шапка, юбка и носки.

LANGUAGE LABORATORY EXERCISES

## PART I

## LISTENING COMPREHENSION

You will hear seven short sentences or statements. Listen to them carefully and select that answer which is most appropriate to what you have heard.

1. a. The client trusts the lawyer.  
b. The lawyer doesn't believe his client.  
c. The lawyer asked to believe in him.
2. a. He couldn't go to the movie.  
b. He had seen the movie.  
c. The movie wasn't any good.
3. a. The journalist knew the way.  
b. The journalist knew the policemen.  
c. The journalist asked for assistance.
4. a. The children walk to school.  
b. Father drives the children to school.  
c. The mother takes the children to school.
5. a. He bought her a present.  
b. He promised her a ring.  
c. He promised her a birthday party.
6. a. Oleg helped carry the armchair.  
b. Oleg brought his grandfather an armchair.  
c. They took the armchair out of the dining room.
7. a. The plane was early.  
b. The plane landed on schedule.  
c. The plane couldn't land.



PART II

DICTION

Now listen as the instructions for PART II are given on tape.

1. \_\_\_\_\_  
\_\_\_\_\_
2. \_\_\_\_\_  
\_\_\_\_\_
3. \_\_\_\_\_  
\_\_\_\_\_
4. \_\_\_\_\_  
\_\_\_\_\_
5. \_\_\_\_\_  
\_\_\_\_\_
6. \_\_\_\_\_  
\_\_\_\_\_
7. \_\_\_\_\_  
\_\_\_\_\_
8. \_\_\_\_\_  
\_\_\_\_\_
9. \_\_\_\_\_  
\_\_\_\_\_
10. \_\_\_\_\_  
\_\_\_\_\_

## PART III

## PATTERN DRILL

Exercise 1

Use the dative case of the pronoun *yōu* hear and the proper form of the verb нравиться to complete the sentences in your workbook.

Example: You hear: Ты

You write: Тебе нравятся эти здания?

1. \_\_\_\_\_ эта картина?
2. \_\_\_\_\_ этот костюм?
3. \_\_\_\_\_ тёмное ниво?
4. \_\_\_\_\_ эти дома?
5. \_\_\_\_\_ изучать русский язык?
6. \_\_\_\_\_ детективные фильмы?
7. \_\_\_\_\_ ваша собака?

Exercise 2

Now you will hear a noun and a pronoun in the nominative case. Write it in the dative with the proper form of the verb нравиться.

Example: You hear: Моя сестра

You write: Моей сестре нравится новое платье.

1. \_\_\_\_\_ эти бутерброды.

2. \_\_\_\_\_ ЭТОТ МОЛОДОЙ ЧЕЛОВЕК.
3. \_\_\_\_\_ её голос.
4. \_\_\_\_\_ эта девушка.
5. \_\_\_\_\_ ЭТОТ ДОМ.

Exercise 3

You will hear sentences containing time expressions. Write down the time only.

Example: You hear: Мы приехали в 10 минут шестого.

You write: At 5:10.

1. \_\_\_\_\_
2. \_\_\_\_\_
3. \_\_\_\_\_
4. \_\_\_\_\_
5. \_\_\_\_\_
6. \_\_\_\_\_
7. \_\_\_\_\_
8. \_\_\_\_\_
9. \_\_\_\_\_
10. \_\_\_\_\_

ANSWER KEY

## PART II: DICTATION

1. Вы уже довольно быстро говорите по-русски.
2. Мне надо передать ему привет от друга.
3. Милиционер объяснил нам, как проехать на площадь.
4. Доктор предложил больному выпить лекарство.
5. Я не советую вам идти туда ночью.
6. Пожалуйста, говорите тихо! Идут уроки.
7. Отнеси эту книгу отцу, она нужна ему.
8. Нашей школе нужны новые учителя.
9. Нам завтра не надо идти на работу.
10. Мне очень понравился ваш подарок.

LANGUAGE LABORATORY EXERCISES

## PART I

## LISTENING COMPREHENSION

You will hear seven short questions or statements. Listen to them carefully and select that answer which is most appropriate to what you have heard.

1. a. She wants it repeated.  
b. She understood everything.  
c. She said it twice.
2. a. They ran out of sugar.  
b. They have enough sugar.  
c. There was no sugar in the store.
3. a. He got a new job.  
b. He is thinking about new job.  
c. He was offered a new job.
4. a. Clothes were sold to buy food.  
b. The mother was a saleswoman.  
c. The children bought groceries.
5. a. The bridge was built during the war.  
b. The soldiers crossed the bridge.  
c. The bridge was completed on time.
6. a. The students like the teacher.  
b. The lesson was presented well.  
c. The teacher asked for an explanation.
7. a. He promised to help Oleg.  
b. Oleg completed the translation.  
c. Oleg will assist him.

## PART II

## DICTATION

Now listen as the instructions for PART II are given on tape.

1. \_\_\_\_\_  
\_\_\_\_\_
2. \_\_\_\_\_  
\_\_\_\_\_
3. \_\_\_\_\_  
\_\_\_\_\_
4. \_\_\_\_\_  
\_\_\_\_\_
5. \_\_\_\_\_  
\_\_\_\_\_
6. \_\_\_\_\_  
\_\_\_\_\_
7. \_\_\_\_\_  
\_\_\_\_\_
8. \_\_\_\_\_  
\_\_\_\_\_
9. \_\_\_\_\_  
\_\_\_\_\_
10. \_\_\_\_\_  
\_\_\_\_\_

## PART III

## PATTERN DRILL

You will hear a noun. Complete the sentence using the noun that you heard in its proper form.

Example: You hear: Карандаш

You write: Я люблю писать карандашом.

Each noun will be spoken twice.

1. Я пью чай с \_\_\_\_\_.
2. На доске мы пишем \_\_\_\_\_.
3. У меня нет \_\_\_\_\_.
4. Мой отец был \_\_\_\_\_.
5. Моя мать была \_\_\_\_\_.
6. Пишите \_\_\_\_\_!
7. Мы говорим о \_\_\_\_\_.
8. Лётчик сидит в \_\_\_\_\_.
9. Я приду туда с \_\_\_\_\_.
10. Кто знает этого \_\_\_\_\_?
11. Они открыли дверь \_\_\_\_\_.
12. Он никогда не был \_\_\_\_\_.
13. Завтра я буду разговаривать с \_\_\_\_\_.

14. Озеро находится к \_\_\_\_\_ от деревни.

## NUMBER DRILL

You will hear sentences containing the time or the date (or both) of a certain action. Write down the date/time expression only.

Example: You hear: Самолёт прилетает в половине шестого утра.

You write: At 5:30 AM

or

You hear: Я уезжаю 27-го августа.

You write: On 27th of August.

1. \_\_\_\_\_
2. \_\_\_\_\_
3. \_\_\_\_\_
4. \_\_\_\_\_
5. \_\_\_\_\_
6. \_\_\_\_\_
7. \_\_\_\_\_
8. \_\_\_\_\_



ANSWER KEY

## PART II: DICTATION

1. Я не понял, что вы сказали. Повторите, пожалуйста.
2. О чем вы вчера разговаривали с начальником?
3. Мне нравится этот кофе с молоком и сахаром.
4. Приходите, пожалуйста, на работу вовремя.
5. Могу я попросить вас не курить в классе?
6. Разрешите мне заказать для вас закуску.
7. Это высокий дом построил отец моей жены.
8. На доске я пишу мелом, а на бумаге - карандашом.
9. Мой маленький сын ест кашу вилкой, а салат - ложкой.
10. Завтра утром он едет с братом на пляж.

LANGUAGE LABORATORY EXERCISES

## PART I

## LISTENING COMPREHENSION

You will hear seven short sentences or statements. Listen to them carefully and select that answer which is most appropriate to what you have heard.

1. a. Anton bought a suitcase.  
b. Anton lost his suitcase.  
c. Anton left his suitcase behind.
2. a. They had to be on time.  
b. They were late.  
c. They were ordered to the barracks.
3. a. They were dissatisfied with the guide.  
b. They suggested a new route.  
c. They didn't like the itinerary.
4. a. She is going abroad.  
b. He is stationed abroad.  
c. The division is stationed near the border.
5. a. They must always be in uniform.  
b. They have to go to the military day.  
c. They will definitely come.
6. a. The work was hard.  
b. They couldn't solve the problem.  
c. They did the job.
7. a. The friend lost his glasses.  
b. He didn't know whose glasses he found.  
c. He forgot to return the glasses.

PART II  
DICTATION

Now listen as the instructions for PART II are given on tape.

1. \_\_\_\_\_  
\_\_\_\_\_
2. \_\_\_\_\_  
\_\_\_\_\_
3. \_\_\_\_\_  
\_\_\_\_\_
4. \_\_\_\_\_  
\_\_\_\_\_
5. \_\_\_\_\_  
\_\_\_\_\_
6. \_\_\_\_\_  
\_\_\_\_\_
7. \_\_\_\_\_  
\_\_\_\_\_
8. \_\_\_\_\_  
\_\_\_\_\_
9. \_\_\_\_\_  
\_\_\_\_\_
10. \_\_\_\_\_  
\_\_\_\_\_

## PART III

## LISTENING COMPREHENSION EXERCISE

You will hear a short story consisting of two parts. Each part will be read twice. After the second reading you will be given time to answer questions in your workbook. Give the shortest possible answer. You may take notes.

## QUESTIONS I

1. Who is Miss Betsy Green?

---

2. With whom was she walking around the city the first day?

---

3. What theater is located near the Red Square?

---

4. How did Betsy spend her first evening in Moscow?

---

## QUESTIONS II

1. What means of transportation did she take the second day in Moscow?

---

2. What did Miss Green buy in the bookstore?

---

3. Where did she have dinner?

---

4. Why was it difficult for her to talk with the waitress?

---

5. What kind of decision did she make in Moscow?

---

ANSWER KEY

## PART II: DICTATION

1. Наш вертолёт прилетел в аэропорт по расписанию.
2. Я ем всегда горячий суп, а жена любит только тёплый.
3. Туристы были недовольны новым маршрутом.
4. Американскому народу нужен мир, а не война!
5. Когда я ездил за границу, я потерял мой паспорт.
6. Этот генерал командует нашей армией.
7. Я нашёл деньги, которые потерял вчера.
8. Я согласен, что опаздывать на работу нехорошо.
9. Наш багаж был слишком тяжёлый, и часть его вернули.
10. Для поездки за границу нужно получить визу.

LANGAUGE LABORATORY EXERCISES

## PART I

## LISTENING COMPREHENSION

You will hear seven short sentences or statements. Listen to them carefully and select that answer which is most appropriate to what you have heard.

1. a. The train arrived at the station.  
b. The train left on time.  
c. The train schedule is at the station.
2. a. He sleeps with his watch.  
b. He always looks at his watch.  
c. He bought a new watch.
3. a. They lived by the river.  
b. They had to carry their water.  
c. There was water on the mountain.
4. a. He couldn't find a sofa.  
b. The sofa is in the house.  
c. The sofa is outside.
5. a. The commander was late.  
b. The commander was ordered to his unit.  
c. The sergeant had to be on time.
6. a. She got lost when abroad.  
b. She lost her documents.  
c. She got a passport and visa to go abroad.
7. a. Do not take the medicine at night.  
b. Take the medicine 6 times a day.  
c. Take the medicine to the doctor after six.

## PART II

## DICTATION

Now listen as the instructions for PART II are given on tape.

1. \_\_\_\_\_  
\_\_\_\_\_
2. \_\_\_\_\_  
\_\_\_\_\_
3. \_\_\_\_\_  
\_\_\_\_\_
4. \_\_\_\_\_  
\_\_\_\_\_
5. \_\_\_\_\_  
\_\_\_\_\_
6. \_\_\_\_\_  
\_\_\_\_\_
7. \_\_\_\_\_  
\_\_\_\_\_
8. \_\_\_\_\_  
\_\_\_\_\_
9. \_\_\_\_\_  
\_\_\_\_\_
10. \_\_\_\_\_  
\_\_\_\_\_



## PART III

Exercise 1

You will hear a sentence containing a pronoun in the singular. Complete the sentence in your workbook by changing the pronoun to plural.

Я should be changed to мы, ты to вы, etc.

Example: You hear: Они знают тебя.

You write: Они знают вас.

Each sentence will be spoken only once.

1. \_\_\_\_\_ много работы.
2. Кто едет \_\_\_\_\_ в город.
3. Он сидит \_\_\_\_\_ ?
4. Вы согласны \_\_\_\_\_ ?
5. Что они \_\_\_\_\_ пишут?
6. Я стою \_\_\_\_\_ .
7. Жена всегда спрашивает \_\_\_\_\_ .
8. \_\_\_\_\_ холодно.
9. Что они говорят \_\_\_\_\_ ?
10. \_\_\_\_\_ было жарко.

Exercise 2

You will hear an imperfective verb in its infinitive form.  
Write the perfective aspect of the same verb in its infinitive form.

Example: You hear: Прилетать

You write: Прилететь

1. \_\_\_\_\_

2. \_\_\_\_\_

3. \_\_\_\_\_

4. \_\_\_\_\_

5. \_\_\_\_\_

6. \_\_\_\_\_

7. \_\_\_\_\_

8. \_\_\_\_\_

9. \_\_\_\_\_

10. \_\_\_\_\_

11. \_\_\_\_\_

12. \_\_\_\_\_

13. \_\_\_\_\_

14. \_\_\_\_\_

15. \_\_\_\_\_

ANSWER KEY

## PART II: DICTATION

1. Наверху, в небе, я увидел большие звёзды.
2. Солдаты выходили из леса друг за другом.
3. Он положил зубную щётку в стакан, а мыло - на полку.
4. Её комната находится в конце коридора под лестницей.
5. Мать внесла одеяло и подушку в спальню дочери.
6. Америка вывозит в другие страны разные машины.
7. Я буду принимать это лекарство каждый день перед завтраком.
8. Больной опоздал на полчаса, и врач не смог его принять.
9. В последнее время он очень быстро устаёт.
10. Между городом и нашей деревней ходит автобус.

LANGUAGE LABORATORY EXERCISES

## PART I

## LISTENING COMPREHENSION

You will hear a short text divided into seven sentences. Listen to them and then mark on your answer sheet the English word or phrase that most accurately reflects what you heard. After you have marked your answer sheet, each sentence will be repeated, and the correct answer provided.

1. Serge is a
  - a. professor.
  - b. lawyer.
  - c. engineer.
  
2. Serge
  - a. lives abroad.
  - b. bought a home.
  - c. travels a lot.
  
3. Michael
  - a. has two homes.
  - b. lives in the country.
  - c. has never been to Moscow.
  
4. Serge has a
  - a. well furnished apartment.
  - b. poorly furnished room.
  - c. furnished house.
  
5. Michael spends his weekends
  - a. in the suburbs.
  - b. at home.
  - c. with friends.
  
6. Michael likes to
  - a. relax.
  - b. work.
  - c. garden.
  
7. When Serge is in Moscow, Michael
  - a. comes to see him.
  - b. drops whatever he is doing.
  - c. talks about his business.

## PART II

## ДИКТОВКА

Now listen as the instructions for PART II are given on tape.

1. \_\_\_\_\_  
\_\_\_\_\_
2. \_\_\_\_\_  
\_\_\_\_\_
3. \_\_\_\_\_  
\_\_\_\_\_
4. \_\_\_\_\_  
\_\_\_\_\_
5. \_\_\_\_\_  
\_\_\_\_\_
6. \_\_\_\_\_  
\_\_\_\_\_
7. \_\_\_\_\_  
\_\_\_\_\_
8. \_\_\_\_\_  
\_\_\_\_\_
9. \_\_\_\_\_  
\_\_\_\_\_
10. \_\_\_\_\_  
\_\_\_\_\_
11. \_\_\_\_\_  
\_\_\_\_\_
12. \_\_\_\_\_  
\_\_\_\_\_

## PART III

Write down the personal pronoun that you hear in the proper case.

Example: You hear: Я

You write: Он обо мне совсем не думает.

1. Я \_\_\_\_\_ ничего не сказал.
2. Доктор посоветовал \_\_\_\_\_ не курить.
3. Мы недовольны \_\_\_\_\_.
4. Кто командует \_\_\_\_\_?
5. Передайте \_\_\_\_\_ привет.
6. Он занял у \_\_\_\_\_ два доллара.
7. Сегодня вечером я верну \_\_\_\_\_ деньги.
8. Машина перевезла \_\_\_\_\_ через мост.
9. Командир приказал \_\_\_\_\_ ждать до утра.
10. Сегодня вечером вы найдёте \_\_\_\_\_ в клубе.
11. Она с \_\_\_\_\_ уже разговаривала об этом?
12. Не проси \_\_\_\_\_. \_\_\_\_\_ всё равно ничего не сделает.
13. Какую работу предложил \_\_\_\_\_ начальник?
14. Я \_\_\_\_\_ не верю.
15. Он \_\_\_\_\_ очень нравится.

## PART IV

## LISTENING COMPREHENSION

You will hear six short narratives. After each narrative there will be a pause for you to circle those statements printed in your workbook concerning the narrative that are true.

Note that more than one statement can be correct. The narratives will then be repeated, and you will be able to check your work.

1. a. Я предлагаю ехать на берег моря.  
b. Андрей хочет ехать в горы.  
c. Мы решили не ехать в горы.
  
2. a. Иванов работает у нас уже два года.  
b. Иванов - инженер.  
c. Я не знаю Иванова.
  
3. a. Он живёт сейчас в Москве.  
b. Я видел его недавно.  
c. Я получил от него письмо, когда он уезжал из Москвы.
  
4. a. У меня только одна дочь.  
b. Она уже работает.  
c. Ей 19 лет.
  
5. a. Журнал сейчас у меня.  
b. Я уже прочитал журнал.  
c. Это не мой журнал.

6. a. Наш директор был недавно в отпуске.  
b. Павлов давно не был в отпуске.  
c. Павлов хочет получить отпуск.



ANSWER KEY FOR PART II

## ДИКТАНТ

1. Сегодня праздник - день Военно-Морского флота.
2. Он служит в артиллерии и командует батареей.
3. Во время войны он был военным лётчиком.
4. Его командиром был герой Советского Союза Краснов.
5. Наш танковый корпус стоит недалеко от деревни.
6. Мой сын любит море и хочет быть моряком.
7. Капитан Волков служил разведчиком в стрелковом полку.
8. Войска генерала Краснова заняли город.
9. Недалеко отсюда находится военно-воздушная база.
10. Недавно мой друг получил звание полковника авиации.
11. Он служил в морской пехоте в звании лейтенанта.
12. Армия - это вооружённые силы страны.

LANGUAGE LABORATORY EXERCISES

## PART I

## LISTENING COMPREHENSION

You will hear seven statements or exchanges. Listen to them and mark on your answer sheet the phrase that most accurately reflects what you heard. After you have marked your answer sheet, each sentence or exchange will be repeated and the correct answer provided.

1. He likes
  - a. when his wife buys him his ties.
  - b. to buy his ties himself.
  - c. to buy his ties together with his wife.
2.
  - a. He missed the concert.
  - b. He enjoyed the concert very much.
  - c. He thought the concert was so-so.
3. He can't give me the magazine, because
  - a. it is late.
  - b. he has to return it in the evening.
  - c. he promised to give it to someone else.
4. Vasiliy Ivanovich
  - a. likes to read.
  - b. likes to walk.
  - c. wants to know everyone.
5. He didn't
  - a. get another ticket.
  - b. go to the concert.
  - c. want to go with Masha.
6. The Smirnovs live
  - a. on the second floor.
  - b. on the first floor.
  - c. on the third floor.
7. Today is
  - a. the 12th.
  - b. the 19th.
  - c. the 20th.

## PART II

## ДИКТОВКА

Now listen as the instructions for part II are given on tape.

1. \_\_\_\_\_  
\_\_\_\_\_
2. \_\_\_\_\_  
\_\_\_\_\_
3. \_\_\_\_\_  
\_\_\_\_\_
4. \_\_\_\_\_  
\_\_\_\_\_
5. \_\_\_\_\_  
\_\_\_\_\_
6. \_\_\_\_\_  
\_\_\_\_\_
7. \_\_\_\_\_  
\_\_\_\_\_
8. \_\_\_\_\_  
\_\_\_\_\_
9. \_\_\_\_\_  
\_\_\_\_\_
10. \_\_\_\_\_  
\_\_\_\_\_

## PART III

Exercise 1

You will hear modifiers given in a dictionary form. Complete the sentences by writing them in their proper forms.

1. Мы живём на \_\_\_\_\_ берегу реки.
2. Передайте ваши танки \_\_\_\_\_ дивизии.
3. Кто знает \_\_\_\_\_ офицера?
4. Они атаковали противника с \_\_\_\_\_ фланга.
5. Он командир \_\_\_\_\_ батареи.
6. Мы были довольны \_\_\_\_\_ квартирой.
7. Я служу в \_\_\_\_\_ роте.
8. Она долго стояла под \_\_\_\_\_ душем.
9. Он служит в \_\_\_\_\_ пехоте.
10. Мой друг командует \_\_\_\_\_ отделением.
11. Вы служите во \_\_\_\_\_ корпусе?
12. Он из \_\_\_\_\_ армии.
13. Завтра обещают \_\_\_\_\_ погоду.
14. Мы наступаем по \_\_\_\_\_ фронту.

Exercise 2

You will hear ten sentences containing imperfective verbs. Write out the perfective aspect of the same verbs in an appropriate form.

1. Наши войска \_\_\_\_\_ по всему фронту.
2. Мы \_\_\_\_\_ позиции в тылу противника.
3. Через неделю она \_\_\_\_\_ в новую квартиру.
4. Врач \_\_\_\_\_ мне не курить.
5. Теперь я \_\_\_\_\_ ему.
6. Вчера мои друзья \_\_\_\_\_ мебель из старого дома в новый.
7. Противник \_\_\_\_\_ все позиции на западном участке фронта.
8. Вам уже \_\_\_\_\_ почту?
9. Когда вы \_\_\_\_\_ ему письмо?
10. Кто вам \_\_\_\_\_ эту работу?

ANSWER KEY FOR PART II

## ДИКТАНТ

1. Противник наступал по всему фронту.
2. Наступление началось ровно в двенадцать.
3. Наша часть уничтожила боеприпасы противника.
4. На южном фронте уже третий день идут бои.
5. Разведчики были в тылу у противника.
6. Мы начали атаку на левом фланге.
7. Танковый корпус начал атаку на правом фланге.
8. Морская пехота заняла новые позиции.
9. Офицер сообщил об отступлении противника.
10. Наш полк получил новое оружие.

LANGUAGE LABORATORY EXERCISES

## PART I

## LISTENING COMPREHENSION

You will hear a short text divided into seven sentences. Listen to each sentence and mark on your answer sheet the phrase that most accurately reflects what you heard. After you have marked your answer sheet, each sentence will be repeated and the correct answer provided.

1. He serves in the
  - a. 119th Motorized Rifle Division.
  - b. 112th Motorized Rifle Division.
  - c. 120th Motorized Rifle Division.
2. In the enemy's rear there are
  - a. new artillery units.
  - b. new targets.
  - c. new weapons.
3. The enemy's mortars are located
  - a. to the right of the river.
  - b. on the right bank of the river.
  - c. behind the river.
4. The enemy's machinegun platoon is located
  - a. to the left of the village.
  - b. by the village.
  - c. in the village.
5. The tank company is
  - a. in the forest.
  - b. behind the village.
  - c. close to the river.
6. Before the attack
  - a. we have to destroy the enemy's mortars.
  - b. our mortars have to open fire.
  - c. the enemy destroyed our artillery.
7. The enemy's right flank will be attacked
  - a. by three companies of the 3rd Battalion.
  - b. by two companies of the 3rd Battalion.
  - c. by all the companies of the 3rd Battalion.

## PART II

## ДИКТАНТ

Now listen as the instructions for PART II are given on tape.

1. \_\_\_\_\_  
\_\_\_\_\_
2. \_\_\_\_\_  
\_\_\_\_\_
3. \_\_\_\_\_  
\_\_\_\_\_
4. \_\_\_\_\_  
\_\_\_\_\_
5. \_\_\_\_\_  
\_\_\_\_\_
6. \_\_\_\_\_  
\_\_\_\_\_
7. \_\_\_\_\_  
\_\_\_\_\_
8. \_\_\_\_\_  
\_\_\_\_\_
9. \_\_\_\_\_  
\_\_\_\_\_
10. \_\_\_\_\_  
\_\_\_\_\_
11. \_\_\_\_\_  
\_\_\_\_\_
12. \_\_\_\_\_  
\_\_\_\_\_



## PART III

You will hear an imperfective verb in its infinitive form.  
Write the perfective infinitive of the same verb.

Example: You hear: уставать

You write: устать

1. \_\_\_\_\_

2. \_\_\_\_\_

3. \_\_\_\_\_

4. \_\_\_\_\_

5. \_\_\_\_\_

6. \_\_\_\_\_

7. \_\_\_\_\_

8. \_\_\_\_\_

9. \_\_\_\_\_

10. \_\_\_\_\_

11. \_\_\_\_\_

12. \_\_\_\_\_

13. \_\_\_\_\_

14. \_\_\_\_\_

15. \_\_\_\_\_

## PART IV

## LISTENING COMPREHENSION

You will hear a short story, which will be read in three small parts, one at a time. At the end of each part you will be given time to circle the letter or letters next to the English statements in your workbook concerning the story that are true. Each part will then be repeated, and you will be able to check your work.

Part I

- A. He goes on his vacation alone.
- B. It never rains in July.
- C. He likes to watch the sea.

Part II

- A. In the summer people that live in the south fly north.
- B. He also goes to the north.
- C. He doesn't like to fly.

Part III

- A. He is riding a car.
- B. On weekends there is a lot of traffic.
- C. The tourists have beautiful new cars.

ANSWER KEY FOR PART II

## ДИКТАНТ

1. Его грузовик попал под огонь противника.
2. Он вёз снаряды во второй дивизион.
3. Я хорошо стреляю из винтовки.
4. Я выстрелил и попал в цель.
5. Наши войска перешли границу.
6. Мы переезжаем в новую квартиру.
7. Мы уже вывезли всю мебель.
8. Они приехали к нам на неделю.
9. Через месяц она уезжает за границу.
10. Она обещала привезти хорошие подарки.
11. Я должен отвезти жену на вокзал.
12. Мы вышли из магазина и пошли в ресторан.

LANGUAGE LABORATORY EXERCISES

## PART I

## LISTENING COMPREHENSION

You will hear seven statements. Listen to them and mark on your answer sheet the phrase or sentence that most accurately reflects what you heard. After you have marked your answer sheet, each sentence will be repeated and the correct answer provided.

1. The order was
  - a. to attack the enemy positions from the sea.
  - b. to bomb the enemy positions.
  - c. to send marines to bomb the enemy positions.
2. The enemy's HQ. is located
  - a. behind the village.
  - b. in the village.
  - c. by the village.
3. The bombers were flying
  - a. over the Road #10.
  - b. along the Road #10.
  - c. along the Road #9.
4.
  - a. They took off at 3:PM.
  - b. They had to fly 3 hours.
  - c. It took them 20 minutes to reach the target.
5. The enemy
  - a. shot down three planes.
  - b. lost three planes.
  - c. lost three fighter planes.
6. His father commanded
  - a. the 100th Rifle Division.
  - b. the 6th Rifle Division.
  - c. the 106th Rifle Division.
7. He is leaving
  - a. on the 12th of June at 10:AM.
  - b. on the 19th of July at 9:AM.
  - c. on the 12th of July at 10:AM.

## PART II

## ДИКТАНТ

Now listen as the instructions for PART II are given on tape.

1. \_\_\_\_\_  
\_\_\_\_\_
2. \_\_\_\_\_  
\_\_\_\_\_
3. \_\_\_\_\_  
\_\_\_\_\_
4. \_\_\_\_\_  
\_\_\_\_\_
5. \_\_\_\_\_  
\_\_\_\_\_
6. \_\_\_\_\_  
\_\_\_\_\_
7. \_\_\_\_\_  
\_\_\_\_\_
8. \_\_\_\_\_  
\_\_\_\_\_
9. \_\_\_\_\_  
\_\_\_\_\_
10. \_\_\_\_\_  
\_\_\_\_\_
11. \_\_\_\_\_  
\_\_\_\_\_

## PART III

Exercise 1

You will hear Russian sentences containing ordinal numerals.  
Translate these sentences into English.

1. \_\_\_\_\_
2. \_\_\_\_\_
3. \_\_\_\_\_
4. \_\_\_\_\_
5. \_\_\_\_\_
6. \_\_\_\_\_
7. \_\_\_\_\_
8. \_\_\_\_\_
9. \_\_\_\_\_
10. \_\_\_\_\_

Exercies 2

In the spaces below, write the numerals as you hear them.  
After each line you will be able to check your work.

Line 1: \_\_\_\_\_

Line 2: \_\_\_\_\_

Line 3: \_\_\_\_\_

ANSWER KEY FOR PART II

## ДИКТАНТ

1. Мы сбили два бомбардировщика противника.
2. Наш самолёт скоро пойдёт на посадку.
3. Эти матросы служат на авианосце.
4. Мой дедушка был адмиралом.
5. Через месяц наша дивизия получит атомное оружие.
6. В порту стоят четыре корабля.
7. Мы видели подводную лодку.
8. Реактивные самолёты летят очень быстро.
9. Один самолёт противника упал в море.
10. Наш город бомбили каждую ночь.
11. Лекция будет 20-го сентября.



LANGUAGE LABORATORY EXERCISES

## PART I

## LISTENING COMPREHENSION

You will hear seven statements. Listen to them and mark on your answer sheet the phrase or sentence that most accurately reflects what you have heard. After you have marked your answer sheet, each sentence will be repeated and the correct answer provided.

1. The maps
  - a. are at the HQ.
  - b. should be taken to the HQ.
  - c. should be taken from the HQ.
2. He wants to know
  - a. where is the village.
  - b. where are the trees.
  - c. where is the map.
3. The machine gun platoon is
  - a. accross the river.
  - b. close to the bridge.
  - c. far from the bridge.
4. The new positions will be occupied by
  - a. the 13th Regiment.
  - b. the 113th Regiment.
  - c. the 130th Regiment.
5. Our troops
  - a. are advancing southward.
  - b. are beginning to move in the right direction.
  - c. are beginning to retreat to the south.
6.
  - a. She didn't live at home.
  - b. She was not at home.
  - c. It wasn't her home.
7.
  - a. He will come as soon as he takes care of his business.
  - b. He will go as soon as he finishes his business.
  - c. He will go only if he is done with his business.

## PART II

## ДИКТАНТ

Now listen as the instructions for PART II are given on tape.

1. \_\_\_\_\_  
\_\_\_\_\_
2. \_\_\_\_\_  
\_\_\_\_\_
3. \_\_\_\_\_  
\_\_\_\_\_
4. \_\_\_\_\_  
\_\_\_\_\_
5. \_\_\_\_\_  
\_\_\_\_\_
6. \_\_\_\_\_  
\_\_\_\_\_
7. \_\_\_\_\_  
\_\_\_\_\_
8. \_\_\_\_\_  
\_\_\_\_\_
9. \_\_\_\_\_  
\_\_\_\_\_
10. \_\_\_\_\_  
\_\_\_\_\_

## PART III

You will hear twelve sentences containing all kinds of time expressions. Write down the time only.

Example: You hear: Сейчас четверть третьего.

You write: 2:15

OR:

You hear: Приходите без четверти три.

You write: At quarter till three.

1. \_\_\_\_\_
2. \_\_\_\_\_
3. \_\_\_\_\_
4. \_\_\_\_\_
5. \_\_\_\_\_
6. \_\_\_\_\_
7. \_\_\_\_\_
8. \_\_\_\_\_
9. \_\_\_\_\_
10. \_\_\_\_\_
11. \_\_\_\_\_
12. \_\_\_\_\_

## PART IV

## LISTENING COMPREHENSION

The story which you will hear will be read in three parts. At the end of each part you will be given time to circle the letter or letters next to the Russian statements in your work-book concerning the story that are true.

Note that more than one statement can be correct.

## I

- A. Когда инженер Петров пришёл домой с работы, он очень хотел спать.
- B. Иван Николаевич Петров заказал разговор с Лондоном.
- C. Петров забыл, что он заказал разговор с Лондоном.
- D. Телефон не дал Петрову спать.

## II

- A. Иван Николаевич опять пошёл спать.
- B. Петрову сказали по телефону, что его сестра в больнице.
- C. Из больницы хотели поговорить с доктором.
- D. Из больницы позвонили не туда, куда надо было позвонить.

## III

- A. Петров решил пить чай в кухне.
- B. Когда позвонил телефон, Петров сначала не слушал, что ему говорят.
- C. Петров забыл, что должен был идти к Тане на ужин.
- D. Петров был недоволен, что у него есть телефон.

ANSWER KEY FOR PART II

## ДИКТАНТ

1. Его взяли в плен в начале войны.
2. Командир роты был убит во время атаки.
3. Раненые лежали вдоль дороги.
4. Я люблю осеннюю погоду.
5. Вчера был прекрасный летний день.
6. Вы мне мешаете работать.
7. Учителя проверяют домашние работы.
8. Рано утром наши орудия открыли огонь.
9. Он занял у меня два рубля.
10. Когда вы напишете диктант, проверьте его.

