

SOLT I Indonesian Module 4 Lesson 7

Student Manual



Transportation

At the end of the lesson you will be able to identify means of transportation, discuss rental cars, identify military vehicles, and discuss motor pool activities. Below is the outline:

Identify Means of Transportation

- Identify means of transportation in Indonesia
- Compare means of transportation in Indonesia and in the United States
- Discuss the fares/rates for different means of transportation in Indonesia

Discuss Rental Cars

- Rent a car
- Identify car models in Indonesia
- Name types of vehicles in Indonesia
- Tell the clerk what type of car you want
- Ask the clerk what type of fuel is required for your car
- Identify various parts of the car in Indonesia

Identify Military Vehicles

- Name military vehicles
- Identify vehicle parts

Discuss Motor Pool Activities

- Discuss vehicle maintenance activities
- Specify types of vehicles for specific activities
- Discuss advantages and disadvantages of certain types of military vehicles

Identify Means of Transportation

Scenario



Your instructor will model the following scenario for you. Discuss in the class the words that are new for you. Then, pair up and practice the scenario. Switch role.

- Anto: Mas Bambang, kalau aku mau ke Malioboro naik apa ya?
Bambang: Kamu bisa naik becak atau taksi. Kalau kamu suka andong kamu juga bisa naik andong.
Anto: Bisa tidak naik bis kota?
Bambang: Bisa, tapi kamu harus menunggu. Bis kota datang setiap satu jam.
Anto: Kalau begitu aku naik taksi saja. Apakah aku bisa memanggil taksi dari sini.
Bambang: Tentu saja bisa.
Anto: Nomor telepon taksi berapa, Mas?
Bambang: Nomor teleponnya 274567112

-
- Operator: Selamat siang, Taksi Rajawali
Anto: Selamat siang. Bisa saya meminta taksi?
Operator: Dijemput di mana, Mas?
Anto: Di Jalan Senopati nomor 12
Operator: Atas nama siapa?
Anto: Anto Wijaya
Operator: Baiklah, taksi nomor 56 ke Jalan Senopati nomor 12. Silakan tunggu!
Anto: Terima kasih

Exercise 1 (Pair Work)

Pretend that you need to call a taxi to go somewhere from your house. Your partner will play the role of taxi operator. Call the operator and order a taxi. Use the preceding scenario as a basic model, but you are encouraged to freely add and develop your conversation. Switch roles once you are done with the activity.

TIP OF THE DAY






Many Indonesian roads are packed with different kinds of vehicles, because quite often there are no dividing lines for each type of vehicle. In metropolitan cities such as Jakarta and Surabaya for instance, the roads can hardly accommodate them.

Exercise 2

A. Class Work. Find the names for various popular means of transportation on this and the following pages using the words in the jumble boxes. Can you tell what the terms "*angkutan umum*" and "*angkutan pribadi*" means?




Angkutan Umum

pesawat terbang bajaj becak kereta api kapal
 ojek andong bis & bemo perahu

		
1.	2.	3.
		
4.	5.	6.
		
7.	8.	9.

Exercise 2 (Continued)

Angkutan Pribadi

sepeda motor	mobil	sepeda
		
10.	11.	12.

B. Pair Work. Mention several transportations in the US that are different from Indonesia. Discuss them with your partner. Be prepared to present the result of the discussion to the rest of the class when your instructor calls on you.

Exercise 3 (Pair Work)

Take turns in showing pictures of means of transportation one by one to your partner. He/she has to name each of them in Indonesian. Switch roles once you are done with the activity.

TIP OF THE DAY

Some taxis do not have meters; therefore you have to bargain for the fares. It is better to take taxis that belong to popular and reliable companies such as Bluebird, Silver Taksi, or others because these taxis will always use their meters.

Exercise 4 (Pair Work)

One of you will be the taxi driver and the other plays the role of the passenger. Ask the driver how much it costs to take a taxi to a certain place. The taxi does not have a meter, therefore you have to bargain. You can either set the deal or leave to get another taxi or other transportation. See the conversation as an example.

Anto: Taksi!

Sopir Taksi: Mau ke mana, Mas?

Anto: Saya mau pergi ke kantor pos. Pakai meter tidak?

Sopir taksi: Tidak, Mas.

Anto: Ongkos ke kantor pos berapa?

Sopir taksi: Rp15.000,00.

Anto: Wah, mahal sekali. Tidak jadi deh. Saya naik becak saja.

Anto: Pak, berapa ongkos naik becak ke kantor pos?

Tukang becak: Murah, Mas. Cuma Rp5000,00.

Anto: Mahal. Bagaimana kalau Rp3.500,00?

Tukang becak: Ya sudah, mari!

Exercise 5 (Pair Work)

The conversation below is not in order. Put them together in the correct order, and then compare your answer with your partner. Once you are done, practice the conversation.

Tukang Andong: Mari, Mbak naik andong! Murah sekali.

Sinta: Tadi katanya murah sekali. Rp7000,00 saya pikir terlalu mahal

Tukang Andong: Mau kemana, Mbak?

Sinta: Berapa ke Bank BNI?

Tukang Andong: Rp7000,00

TIP OF THE DAY

There are plenty of places where you can rent cars in Indonesia. There are many selections of vehicles such as motorcycles, jeeps, vans, sport cars, and even buses. In tourist areas you can see many rental places. At those places they usually charge you more than in regular places.

Discuss Rental Cars

Exercise 5 (Pair Work)

Read the following conversation about renting a car. Practice the conversation with each other, and then answer the questions.

Aryo: Permisi, saya mau menyewa mobil.

Susi: Untuk berapa lama, Pak?

Aryo: Kira-kira tiga hari.

Susi: Mobil jenis apa yang Bapak mau? Kami punya Toyota Kijang, Suzuki Panther, segala jenis Sedan, Suzuki Jimny, dan juga minibus.

Aryo: Saya pilih Toyota Kijang saja. Sewanya sehari berapa ya?

Susi: Untuk Toyota Kijang harga sewanya Rp300.000,00 per hari.

Aryo: Wah, mahal sekali. Ada yang lebih murah?

Susi: Bapak bisa memilih Suzuki Panther.

Aryo: Berapa harga sewanya?

Susi: Rp200.000,00 per hari.

Aryo: Baiklah saya pilih Suzuki Panther saja. Bahan bakarnya apa?

Susi: Untuk Suzuki Panther bahan bakarnya solar karena ini memakai mesin disel.

Aryo: Baiklah.

Susi: Bisa saya lihat SIM Bapak?

Aryo: Tentu saja.

Questions:

1. Berapa lama Aryo akan menyewa mobil?

2. Mobil apa saja yang tersedia di biro travel tersebut?

3. Mobil model apa yang Aryo inginkan tetapi dia tidak jadi menyewa?

4. Mobil model apa yang akhirnya disewa oleh Aryo?

5. Apa bahan bakar mobil yang disewa Aryo?

6. Berapa harga sewa mobil yang disewa Aryo?

7. Apa yang diperlukan untuk menyewa mobil?

Exercise 6 (Pair Work)

Pretend you are going to rent a car and your partner will be the salesperson. Have a conversation similar to the conversation in Exercise 5. You can add any information or modify it such as bargaining for the prize, negotiating for a better car, etc. Switch roles once you are done with the activity.

Exercise 7 (Class Work)

Identify these parts of the car and discuss it in the class. Take turns pointing out the parts of the car and mention each part.



Identify Military Vehicles

Exercise 8 (Group Work)

A. Read the following short reading, and then observe on this and the following page some vehicles used by the Indonesian military. Which vehicle is talked about in the reading? Who made the vehicle? Can you find vehicle parts mentioned there? What are they? Share your thoughts with your group. Be ready to share your findings with the other groups.

Indonesia telah mampu memproduksi kendaraan tempur sendiri. Ranpur Pengangkut Personil (RPP) 4X4 adalah hasil kerjasama antara balitbang Departemen Pertahanan dan Fakultas Teknik Univesitas Indonesia. Kendaraan ini memiliki lindung lapis baja jenis high hardness steel dan kaca anti peluru. Persenjataannya adalah senapan mesin berat (SMB) kaliber 12,77mm. Ranpur ini juga memiliki tabung pelontar granat asap pada sisi kiri dan kanannya. Sisi kanan dan kirinya juga memiliki lubang penembakan yang dilengkapi dengan tuas kunci. Kendaraan ini bermesin diesel dan roda tipe ban run flat.



1.



2.



3.



4.



5.

B. Match the names and information below with the pictures above. Take turns in presenting what you know about the vehicles to the rest of the class.

RPP 4X4 (buatan Indonesia)

Spesifikasi:

a. Peralatan:

- SMB Kaliber 12,7 mm/ AGL 40/ meriam kaliber kecil
- pelontar granat asap

b. Kecepatan maksimum: 110 km/jam

Tank Scorpion (buatan Alvis, Inggris)

Spesifikasi:

a. Peralatan:

- meriam cockerill Mk3M-A1 kaliber 90 mm
- dudukan untuk SMS

b. Kecepatan maksimum: 80.5 km/jam

Panser Saladin (buatan Inggris)

Spesifikasi:

a. Peralatan:

- meriam kaliber 50 mm
- SMR FNC
- pelontar granat

b. Kecepatan maksimum: 72 km/jam

Panser V150-commando (buatan Amerika)

Spesifikasi:

a. Peralatan:

- sepasang SMR kaliber 0,30 mm, atau
- kombinasi SMB kaliber 0,30 dan 0,50 mm.
- dudukan untuk SMS M60 7,62 mm

b. Kecepatan maksimum: 113 km/jam

Tank AMX 13 (buatan Perancis)

Spesifikasi:

a. Peralatan:

- meriam kaliber 90mm
- SMB FNC MAG 7.52

b. Kecepatan maksimum: 60 km/jam

Exercise 9 (Pair Work)

Based on your knowledge of Indonesian military vehicles, discuss with your partner vehicles the U.S. has but Indonesia does not, and the other way around.

TIP OF THE DAY

In Indonesia, if you want to fix your car, you have to go to a mechanic shop, known as “bengkel.”

Discuss Motor Pool Activities

Exercise 10 (Class Work)

Read the following passage about a mechanic shop in Indonesia, and then answer the questions.

Jika mobil atau sepeda motor Anda rusak dan Anda tidak bisa memperbaiki sendiri, Anda harus pergi ke bengkel. Di Indonesia terdapat banyak sekali bengkel. Ada beberapa macam bengkel: bengkel resmi, bengkel tidak resmi, dan ketok magic. Bengkel resmi adalah bengkel dimiliki oleh perusahaan mobil atau sepeda motor seperti Honda, Toyota, Suzuki, Mitsubizi, dan lain lain. Bengkel ini hanya menerima pelanggan yang mempunyai mobil atau sepeda motor sesuai dengan bengkelnya. Lain kata, bengkel Honda hanya mau memperbaiki mobil atau sepeda motor dengan merek Honda.

Bengkel tidak resmi tidak melihat merek mobil atau sepeda motor yang diperbaiki. Montirnya biasanya mau memperbaiki mobil atau sepeda motor merek apapun. Ketok magic adalah bengkel yang memperbaiki badan mobil atau sepeda motor yang rusak. Jika Anda mengalami kecelakaan dan badan mobil Anda penyok, Anda bisa pergi ke ketok magic yang akan membuat mobil Anda mulus kembali. Ada juga bengkel khusus tambal ban. Bila ban mobil atau sepeda motor Anda kempes atau kurang angin, Anda bisa ke bengkel ini.

Questions:

1. Berapa macam bengkel di Indonesia?

2. Apa yang dimaksud dengan bengkel resmi?

3. Apa yang dimaksud dengan bengkel tidak resmi?



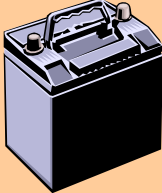
4. Apa ketok magic itu?

5. Apa montir itu?

6. Apa yang bisa dilakukan bila ban mobil anda kempes?

Exercise 11 (Group Work)

1. Group work. Study the words and structures in the reading in Exercise 10 to respond in Indonesian to the following situations. You can use the table below for additional information.
 - A. Ask the receptionist if you can talk to the mechanic.
 - B. Tell the mechanic that your car's machine is broken.
 - C. Tell the mechanic that you need to replace the sparkplugs.
 - D. Tell the mechanic that you need to get your car's oil changed.
 - E. Tell the mechanic that you have a flat tire.
 - F. Tell the mechanic that there is a dent on your car that needs to be repaired.
 - G. Ask the mechanic whether you should change your battery.
 - H. Tell the mechanic to check on the brakes and clutch.
2. Pair Work. Work in pairs and create a conversation using the structures from the preceding part one. Be prepared if the instructor calls you to perform your conversation in front of the class.

		
BUSI	OLI / (MINYAK) PELUMAS	AKI

Exercise 12 (Group Work)

Create a conversation with your partner, mentioning advantages and disadvantages of certain type of military vehicle, and then practice the conversations.

Semantic difference between *biaya*, *harga* & *ongkos*

Biaya and *ongkos* refer to the cost of services, while *harga* refers to prices. Observe the following examples.

Biaya pengiriman
*Harga pengiriman**

Ongkos naik bis.
*Ongkos tiket bis**

Harga tiket ke Indonesia.
Harga tiket ke Amerika.
*Harga naik bis**

Berapa harga mobil itu? (What is the price of the car?)
*Berapa ongkos mobil itu?** (What is the cost of the car?)
*Berapa biaya mobil itu?** (What is the cost of the car?)
Berapa biaya balik nama mobil itu? (How much is the cost of the car's ownership transfer?)

Note:

***Improper usage**

Thus, both sentences below are correct:

Berapa harga tiket kereta api ke Jakarta? (How much is the price of the train ticket to Jakarta?)

Berapa ongkos naik kereta api ke Jakarta (How much is the cost of train to Jakarta?)

Exercise 1 (Pair Work)

Take turns asking and answering these questions using the structure above with your partner. You can ask your partner different questions, but the answers having to do with fares should be like the ones provided for you below. Try to match the amount of money with the means of transportation used.

1. Q: _____
A: Rp45.000,00

2. Q: _____
A: Ongkosnya Rp567.000,00

Exercise 1 (Pair Work) (Continued)

3. Q: _____

A: Rp1.000,00

4. Q: _____

A: Ongkosnya Rp90.000,00

5. Q: _____

A: Ongkosnya Rp55.000,00

6. Q:

A: Biayanya sepuluh juta.

Nouns

andong	carriage
antena	antenna
bagasi	baggage
bengkel	mechanic shop
bis/bus	bus
disel	diesel
gas	accelerator
gigi	gear
helikopter	helicopter
jemput	pick up
jenis	kind
kaca spion	rear mirror
kendaraan	vehicle
kereta api	train
ketok magic	dent buster
kopling	clutch
meriam	canon
meter	meter
ongkos	fare
pelanggan	customer
pelek	rim
pelontar	launcher
penyok	dent
perahu pompa	inflatable boat
persenjataan	weaponry
radio	radio
rem	brake
roda/ban	wheel
sepeda motor	motorbike
setir	steering wheel
sewa	to rent
SMB (Senapan Mesin Berat)	Heavy Machine Gun
SMR (Senapan Mesin Ringan)	Light Machine Gun
SMS (Senapan Mesin Sedang)	Medium Machine Gun
taksi	taxi
tank	tank
tape	tape
truk	truck

Verbs

dikembalikan (root: kembali)	to be returned
memeriksa (root: periksa)	to check

memperbaiki	to repair
mengganti (root: ganti)	to change
menyetir (root: setir)	to drive
menyewa (root: sewa)	to rent
naik	to ride/to take
tambal	to patch
turun	to get down (from a vehicle)

Adjectives

mulus	smooth
tempur	combat
kempes	deflated

Others

segala	all kinds
--------	-----------

Some Types of Public Transportation in Indonesia

Bemo

A “Bemo” is a three-wheeled little car that you can find mostly in Jakarta. Usually the color is blue. If you find a similar vehicle but its color is orange, then you have seen a “Bajaj”. You cannot find this type of transportation anywhere else in Indonesia except in Jakarta. A Bemo and a Bajaj are fairly cheap and people tend to use them because of their ability to maneuver between cars and other big vehicles during a traffic jam. You certainly don’t get stuck in heavy traffic with these cars. The problem with taking a Bemo or a Bajaj is that smoke or pollution might bother you since they don’t have closed windows.

Becak

A “Becak” is a tricycle vehicle with a seat for two. A driver who sits behind you pedals it. A Becak is known for its relaxing atmosphere, because it is slow. So if you want to go somewhere in a hurry, a Becak is not the right choice. A Becak is cheap and you can still bargain for the fare. Ask and set a deal for the price before you get in to avoid getting ripped off.

Angkot (Angkutan Kota)

An “Angkot” is a vehicle – mostly a van that is used for transportation in a big city. An Angkot has the number on its top to show the route. It is usually cheaper than a bus and it goes faster. The problem with this type of transportation is that they usually wait until the van is full before they go. There could be a bunch of people inside the van and it is kind of crowded and congested.

Andong

An “Andong” is similar to a carriage. You can find an Andong only in small cities in Indonesia such as Yogyakarta, Mataram, Bali, or Kupang. An Andong is fun and fairly cheap.

Helicak

The *helicak* is a merge between the *becak* and a motorcycle. The *helicak* also has three wheels, same as the *bajaj*, but the difference is the position of the wheel. The *helicak* has two wheels on the left side and one on the right rear. The driver’s position is different from other traditional transportation. The driver sits on the left side of the *helicak*. Many people enjoy this kind of traditional transportation, because it doesn’t have a roof.

Activity 1 (Pair Work)

Based on the cultural notes, choose one of the means of transportation in Indonesia and describe it without mentioning its name. Your partner has to guess what it is. Keep describing it until your partner can guess correctly. You can use the pictures in the introduction example. Take turns doing this activity.

Activity 2 (Pair Work)

Fill in the blanks with the appropriate words and practice the conversation with your partner.

Ana: Ke Bank Danamon _____(1), Pak?
Tukang Becak: Rp. 7000,-
Ana: Wah, _____(2) sekali. Rp. 3000,- ya, Pak?
Tukang becak: Tidak, Mbak. Bank Danamon jaraknya _____(3)
Ana: _____(4) kalau Rp. 5000,- ?
Tukang becak: Baiklah, Mbak. _____(5)

Activity 3 (Pair Work)

Now create your own conversation similar to Exercise 2 and practice it with your partner. Use different means of transportation, such as *becak*, *andong*, or *bemo*.

Activity 4 (Pair Work)

You need to call a cab to go to work. Pretend that your partner is the operator of a taxi company. Call him/her and order a taxi. Mention where the driver should pick you up and at what time. Your partner, playing the role of the operator, has to get information from you regarding your address and give you information about the taxi number that will pick you up. You and your partner are free to modify the conversation.

Activity 5 (Pair Work)

Pretend that you are now stationed in Indonesia and you need to go to the American Embassy. You call a taxi and ask how much it is to go to the embassy. Your partner will play the role of the taxi driver. Switch roles once you are done with the first activity.

Activity 6 (Pair Work)

You have been stationed in Indonesia for quite a long time and you are now familiar with the Indonesian transportation. Your friend is coming to Indonesia to replace you, and he/she needs information about Indonesian transportation. Write a short letter to him/her explaining Indonesian transportation. Compare your notes with your partner.

Activity 7 (Pair Work)

Look at information in Tip of the Day about kinds of vehicles that are available in rental places in Indonesia. Discuss with your partner how the kinds of rental vehicles differ from those in U.S.

Activity 8 (Pair Work)

Read the following conversation, and then answer the questions. Compare your answers with your partner, and then practice the conversation.

- Ana: Selamat siang, Pak! Ada yang bisa saya Bantu?
SersanAdi: Saya ingin menyewa bis untuk acara piknik bersama TNI AD.
Ana: Untuk tanggal berapa, Pak?
Sersan Adi: Hari Minggu tanggal 24 April 2003.
Ana: Berapa buah bis yang Anda minta?
Sersan Adi: Dua bis.
Ana: Saat ini banyak orang yang menyewa bis untuk acara piknik. Kami tinggal punya satu bis besar.
Sersan Adi: Apakah Anda punya minibis?
Ana: Ya, kami punya dua.
Sersan Adi: Itu bisa dipakai. Jadi saya sewa satu bis besar dan dua minibis. Ini surat pengantar dari Markas Besar TNI AD.
Ana: Anda mau disediakan sopir atau tidak, Pak?
Sersan Adi: Iya. Tolong datang ke tempat kami berkumpul di lapangan depan Markas Besar TNI di Jalan Senopati tanggal 24 April 2003 pukul 7 tepat.
Ana: Baiklah. Apakah akan dibayar sekarang atau nanti?
Sersan Adi: Sekarang saja. Berapa semuanya?
Ana: Untuk bis besar satu harinya Rp400.000,00 dan untuk minibis satu harinya Rp200.000,00. Jadi semuanya Rp800.000,00.
Sersan Adi: Apakah itu sudah termasuk bensin?
Ana: Sudah, Pak tetapi tidak termasuk sopir. Untuk sopir harganya Rp55.000,00 perharinya. Jadi tiga sopir Rp450.000,00.
Sersan Adi: Tidak ada potongan harga?
Ana: Maaf, Pak. Tidak ada diskon untuk bulan sekarang.
Sersan Adi: Baiklah ini uangnya.

Activity 8 (Pair Work) (Continued)

Questions:

1. Why did Sergeant Adi wants to rent buses?

2. Why doesn't the rental place have the number of buses that Sergeant Adi needs?

3. Where should the drivers pick them up?

4. How much money does Sergeant Adi have to pay for the transportation, including the drivers?

5. What is the fuel for the vehicles?

Activity 9 (Pair Work)

Observe the following ads and discuss them with the rest of the class. Then, working in pairs, use one of them as a base for the following conversation. Pretend that you need to rent a car for several days to travel around Indonesia. Call the rental place and have a conversation with the owner about renting a car (your partner will play the role of the rental place owner). Switch roles once you are done with the activity.

HAFA Car Rental
STOCK MOBIL BANYAK
Kijang, Taruna, Kuda, Blazer, BMW, Soluna,
Avanza, Futura, Pick-up, Truck, Excavator

- JL. PRAWIROTAMAN MG III/634 YK ☎ 450775, 7403232, HP. 081 125 4941 (ANTO)
- JL. SOLO KM. 6 NO. 11 YK ☎ 486857, 7403223, HP. 081 2269 0444 (TOLE)
- HOTEL NIAGA JL. MAGELANG KM.7 JOMBOR ☎ 868072, 7414422, HP. 081 328 114 411 (JONI)

MOBIL DISEWAKAN
Melati Transport menyewakan mobil dg/tanpa sopir Tl.586633 Panther Kijang Futura Espas belakang Mall 15223/0704

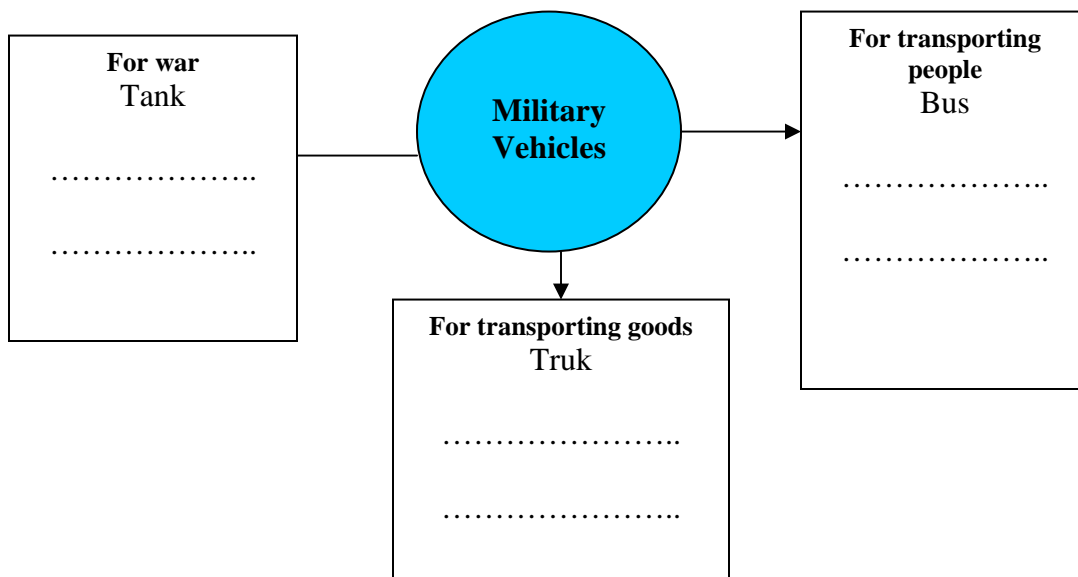
UD Persada Menyewakan dg/tnp spr jam2an/6-12j/hr/drop2an D/L kota,new Kjng'04/Kjng caps, Panther Touring/Hi-grade, Taruna'01, Pick up T.543801 15196/0704

Activity 10 (Pair Work)

You choose a military vehicle, and then write down a description of it without mentioning the name of the vehicle. Your partner will do the same thing. Exchange notes and correct your partner's notes, such as the grammar, spelling, punctuation, etc. After that, guess what vehicle your partner has described. Return the notes to each other and discuss the corrections.

Activity 11 (Class Work)

Put two more words in each category for the diagram below. The first words have been done for you.



Activity 12 (Group Work)

Divide the class into two groups. One group will discuss the advantages of using a tank in a war. The other group will discuss the disadvantages. After both groups have expressed their point of view, each side can ask questions about the information.

Activity 1 (Pair Work)



Photo courtesy of Paul Bayly

Choose a means of Indonesian transportation that you find interesting. You may use the picture above as a reference. Explain why you chose that particular vehicle. Your partner will do the same with different vehicles. After you have finished, exchange notes. First, correct your partner's notes such as the grammar, spelling, context, etc. Once you are done with this activity, return the notes and discuss the corrections.

Activity 2 (Group Work)

Divide the class into two groups. These groups will compete with each other in a guessing game. Each group will appoint someone in their group to be the representative. Put two chairs right in front of the white board facing the class. The instructors will write 4 words related to transportation on the white board where only the members of the groups will be able to see it. The representatives are not allowed to look back at the white board and see the words. The four words for each group are different, but they are at the same level of difficulty. Now the members of the groups have to give clues (you are not allowed to mention the words) for the representatives to be able to guess the words on the blackboard. Two groups have to do it at the same time so that the representatives have to guess the words quickly in order to win the game. The instructor will cross out the words that have been guessed correctly.

Activity 3 (Group Work)

Divide the class into two groups. Each group will discuss the differences and similarities of means of transportation in Indonesia and in the U.S. Take notes to present the results in front of the class. Each group will answer questions from the other group.

Activity 4 (Pair Work)

Place the words provided below into the right sentence so that the conversations about transportations make sense.

atau	terima kasih	naik	stasiun
turun	ongkos	berapa	mana

Joko: Maaf, saya mau bertanya. Ke toko buku Gunung Agung _____ (1) apa?

Rita: Anda bisa naik bis _____ (2) becak

Joko: Dari _____ (3) saya bisa naik bis?

Rita: Anda bisa pergi ke _____ (4) bis dekat sini.

Joko: Oh, itu. Berapa _____ (5) naik bisa dari sini ke toko buku?

Rita: Kalau tidak salah Rp500,00

Joko: _____ (6)

Rita: Sama sama.

(When Joko gets to the bookstore)

Sopir: Sudah sampai, Mas. Silakan _____ (7) disini!

Joko: Terimakasih. _____ (8) ongkosnya?

Sopir: Rp. 600,-

Joko: Wah, ongkosnya naik, ya?

Sopir: Iya, Mas. Bahan bakar bensin naik harganya

Activity 5 (Group Work)

Form groups of four, one student will play the role of a passenger and the other three will play the role of a taxi driver, a becak driver, and an andong driver. The passenger needs to go somewhere and he is looking around to find the best deal. The passenger will have a conversation with each of the drivers to ask for fares. Write down the prices that they want before you negotiate with one of them to finally get the price. Once you are done with this activity, switch roles.

Activity 6 (Group Work)

Look at the picture below and then describe what happens in the picture. Take notes about this picture to present it in front of your group. What do you think causes this? Does a similar situation happen in America? Why? Be prepared to answer questions from other class members.



Activity 7 (Pair Work)

- A. Discuss with your partner how to rent a car in Indonesia. Mention the procedures of renting cars, what you need, etc. Write it down as reference when you give a presentation about it in front of the class.
- B. Present it in front of the class and be ready to answer questions from your classmates.

Activity 8 (Pair Work)

A. You are going to interview your partner regarding his/her bad experience in renting a car. Add two more questions in the interview list and interview your partner based on the questions.

1. Have you ever had a bad experience renting cars?
2. What happened?
3. What did you do?
4. _____
5. _____

B. Now, tell your friend's (partner's) bad experience in front of the class in your own words.

Activity 9 (Group Work)

The Indonesian government has bought two "Sukhoi" jets. Discuss this aircraft in your group. What do you know about this aircraft? Write down the information your group has discussed and compare notes with another group.

Activity 10 (Pair Work)







Your friend's car is broken, and he needs a good repair garage. Write him a letter to recommend your repair garage. Mention the following: location, why this repair garage is good, why you chose it, the repair cost, etc.

Activity 11 (Group Work)

Divide the class into two groups. Discuss the most sophisticated vehicle in the U.S Military. Talk about its weaknesses and strengths and also how you will find it useful for your operation. Write down the results of the discussion to present to the rest of the class.

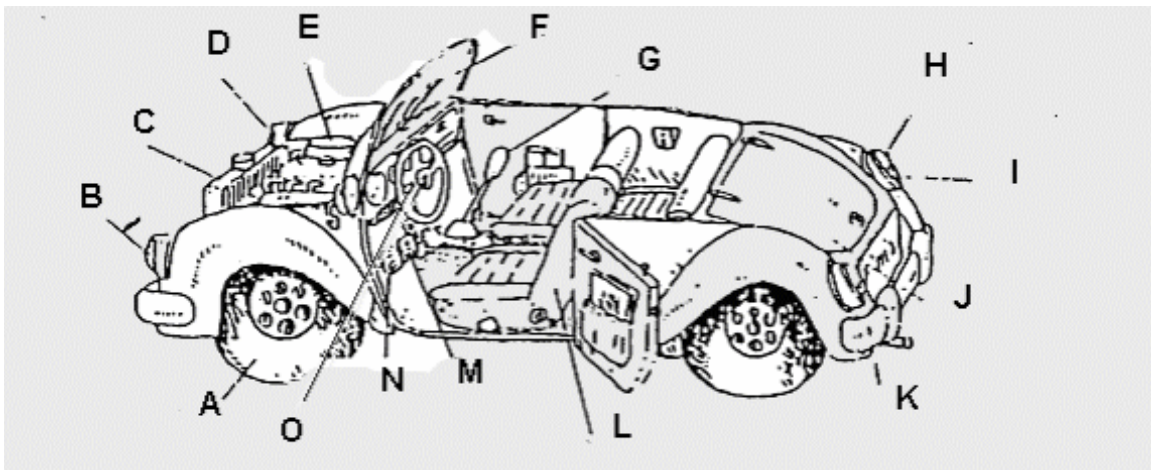
Activity 1

Name each of these types of transportation.

		
.....
		
.....

Activity 2

List the vehicle parts in Indonesian. Try not to look back at the Introduction until it is absolutely necessary. How many terms did you remember?



Activity 2 (Continued)

- | | |
|----------|----------|
| A. _____ | H. _____ |
| B. _____ | I. _____ |
| C. _____ | J. _____ |
| D. _____ | K. _____ |
| E. _____ | L. _____ |
| F. _____ | M. _____ |
| G. _____ | N. _____ |
| | O. _____ |

Activity 3

Write an ad about a car that you want to rent. Describe what kind of model it is, what type of fuel it requires and any other important details.

Activity 4

Interview anybody that you know. It can be your friends or relatives. Ask them questions about their preference of rental vehicle in their town. What are the reasons for choosing those car rentals? Take notes in Indonesian of anything you find interesting in your interview.

Activity 5

Read the following article about an accident in the Air Force, and then answer the questions.

Beberapa sebelum hari jadi TNI AU ke 56, dua pesawat tempur taktis Hawk Mk-53 TT-5310 dan TT-5311 mengalami kecelakaan yang mengakibatkan empat pilot meninggal dunia. Tak pelak pada upacara Pada tanggal 9 April lalu di Lanud Halim Perdanakusuma, 9 April lalu, KSAU secara khusus menyampaikan rasa duka kepada keluarga yang ditinggal.

Terutama bagi TNI AU, secara material kecelakaan ini semakin mempengaruhi kemampuannya dalam menyiapkan pesawat dan penerbangnya. Di satu sisi, hilangnya dua pesawat semakin mengurangi kuantitas pesawat tempur, di sisi lain hilangnya empat penerbang, adalah nilai yang jauh lebih tidak tergantikan lagi.

Bayangkan, untuk mendapatkan seorang penerbang berpangkat mayor saja, AU mesti menunggu setidaknya 10 tahun. Dengan masa kerja selama itu, khusus di lingkungan penerbang tempur TNI AU, dia sudah mempunyai antara 1.500-2.000 jam terbang. Setiap penerbang untuk mencapai jam terbang sebanyak itu memerlukan dana sekitar 20 miliar.

Questions:

1. Pesawat tempur apa yang mengalami kecelakaan?

2. Berapa jumlah penerbang yang tewas?

3. Apa kerugian yang ditanggung TNI AU?

4. Kesimpulan apa yang didapat dari paragraf 3?

Activity 6



(Track 23) Listen to a radio announcer advertising a new repair garage in town, and then answer the questions on the next page.

Activity 6 (Continued)

Questions:

1. Apa nama bengkel yang diiklankan?

2. Berapa cabang yang dimiliki oleh bengkel itu?

3. Dimana letak bengkel itu?

4. Berapa jam mereka buka?

5. Diskon 10% diberikan kepada siapa?

Activity 7

Do some research on Indonesian military vehicles from the Internet, books, etc. Create a short report, and then present it in front of the class.