

# SOLT I Indonesian Module 3 Lesson 6

## Student Manual



Setting up a Base Camp



During this lesson, you will learn the terminology needed to communicate about different aspects of setting up a base camp, including description of the surroundings, attire, and supplies. The following are the objectives of this lesson:

### **Plan to Set Up a Base Camp**

- List all the items necessary for setting up a base camp
- Describe one's surroundings
- Identify the accommodations at a military installation

### **Discuss Work Attire**

- State military clothing needs
- Describe civilian and military clothing
- Select weather appropriate clothing
- Discuss common articles of clothing
- Compare size in the US and Indonesia
- Describe seasonal clothes
- Discuss preference in style, color, and material

### **Get Supplies**

- Identify supplies
- Select supplies for your mission
- Ask/answer questions about supplies and where to get them on post
- Discuss specific supplies require by team members
- Buy supplies

**Plan to Set Up a Base Camp**

**Dialogue A**

In the following scenario, *Lettu* Rachmat and his *peleton* is preparing a base camp. After your instructor models the scenario for you, practice it with your partner. Continue with the corresponding Exercise 1.

Sertu Sihombing: Letnan, generator ini ditaruh di mana?	S: Lieutenant, where should I put this generator?
Lettu Rachmat: Taruh di belakang tenda komunikasi.	R: Put it behind the communication tent.
S: Saya belum tahu di mana bahan bakarnya.	S: I haven't found the fuel yet.
R: Tanya Kopral Martono. Dia yang tahu.	R: Ask Corporal Martono. He is the one who knows.
Serka Benjamin: Lapor! Tenda tidur sudah siap!	B: Report! The sleeping tents are ready!
R: Bagus. Sekarang turunkan kawat berdurinya.	R: Good. Now unload the barbed wire.
B: Siap, laksanakan.	B: Yes Sir (I will carry out your order).

**Exercise 1 (Class Work)**

Answer the following questions based on the dialogue above.

1. Generator harus ditaruh di mana?

---

2. Siapa yang tahu di mana bahan bakarnya?

---

3. Serka Benjamin harus menurunkan apa?

---

**Exercise 2 (Pair Work)**

**Apa yang dibutuhkan untuk membangun pos militer?**

Identify the following items by taking turns in asking each other in Indonesian. Use words from the jumble box to answer your partner's question. Write down your partner's answer in the space on each box only when you agree with it. Compare your answers with other pairs' answers. Use the vocabulary list only when it is really necessary.

**TIP OF THE DAY**









Because of the humidity, there are so many insects in Indonesia. Therefore, there are various types of insect repellents sold in the stores, for example: lotions, incense, spray, and pumps.

**Exercise 2 (Pair Work) (Continued)**

obat-obatan	makanan	tenda	bahan bakar	ransel
obat nyamuk	kantung tidur	radio	kapak	tali tambang
lampu petromak	kawat berduri	baterai	generator	senter
korek api	kompas	lilin	pasak	peta
sekop	amunisi	botol minuman		

 1.	 2.	 3.
 4.	 5.	 6.
 7.	 8.	 9.
 10.	 11.	 12.

Exercise 2 (Pair Work) (Continued)

 <p>13.</p>	 <p>14.</p>	 <p>15.</p>
 <p>16.</p>	 <p>17.</p>	 <p>18.</p>
 <p>19.</p>	 <p>20.</p>	 <p>21.</p>
 <p>22.</p>	 <p>23.</p>	 <p>24.</p>

**Exercise 3 (Class Work)**

Write down the Indonesian names of the following items. Then create questions based on the items. Be creative and bring in the structures that you have learned previously. Ask the questions to your classmates.

1. tent	
2. canteen	
3. folding shovel	
4. barbed wire	
5. tent peg	
6. mosquito repellent	
7. fuel	
8. gasoline	
9. map	










**Describe One's Surroundings & Identify the Accommodations at a Military Installation**

**Exercise 4 (Group Work)**

The following phrases are used to describe one's surroundings. Create sentences for each phrase. All groups will take turns in reading their sentences to the class. If the group before yours has read the same sentence with your group's sentence, your group must come up with a different one.

- 1. di sebelah/di samping
- 2. di sebelah kiri
- 3. di sebelah kanan
- 4. di belakang
- 5. di seberang
- 6. di depan

Pronounce after your instructor the Indonesian terms for various elements that may be found in a base camp as shown below.

 	
<p>tenda tempat tidur <i>sleeping tent</i></p>	<p>tenda PPPK* <i>first-aid station</i> * <u>P</u>ertolongan <u>P</u>ertama <u>P</u>ada <u>K</u>ecelakaan - <i>first aid for accident</i></p>
	
<p>tenda makan <i>field dining room/amenities</i></p>	<p>depot <i>depot</i></p>
	
<p>tenda makan <i>field dining room/amenities</i></p>	<p>pusat komunikasi <i>communication center</i></p>
	
<p>tempat parkir <i>motor pool</i></p>	<p>pos komandan <i>command post</i></p>
<p>pintu masuk</p>	

**Exercise 5 (Pair Work)**

Based on the installation pictures above, describe the relative locations of different elements by filling in the blanks.

1. Ruang makan berada \_\_\_\_\_ kemah tempat tidur.
2. Tempat parkir berada \_\_\_\_\_ pintu masuk.
3. Pos komandan berada \_\_\_\_\_ pintu masuk.



**Exercise 5 (Pair Work) (Continued)**

4. Pusat komunikasi berada \_\_\_\_\_ depot.
5. Tenda makan berada \_\_\_\_\_ depot.
6. Tenda PPPK berada \_\_\_\_\_ pusat komunikasi.

**Exercise 6 (Pair Work)**

Working with a partner, analyze the following scheme which depicts a general base camp. As the instructor reads the Indonesian term of each component, write the terms on the table below.



1	main gate check point	
2	headquarters (HQ)	
3	parade ground	
4	flagstaff	
5	communications center	
6	soldiers' barracks	
7	officers' barracks	

**Exercise 6 (Pair Work) (Continued)**

8	hall	
9	post exchange (PX)	
10	sports center	
11	gymnasium	
12	ammunition depot store, depot	
13	clothing store	
14	restroom	
15	ration (supply)	
16	medical unit	
17	barracks	
18	gazebo	

**Exercise 7 (Pair Work)**

Talk with your partner by following two scenarios below. Switch roles. You may use the following examples as your model. Pay attention to the ranks of the speakers when you develop your conversation.

Question: *Di manakah letak kamar kecil?*

Answer : *Kamar kecil berada di sebelah tempat parkir.*

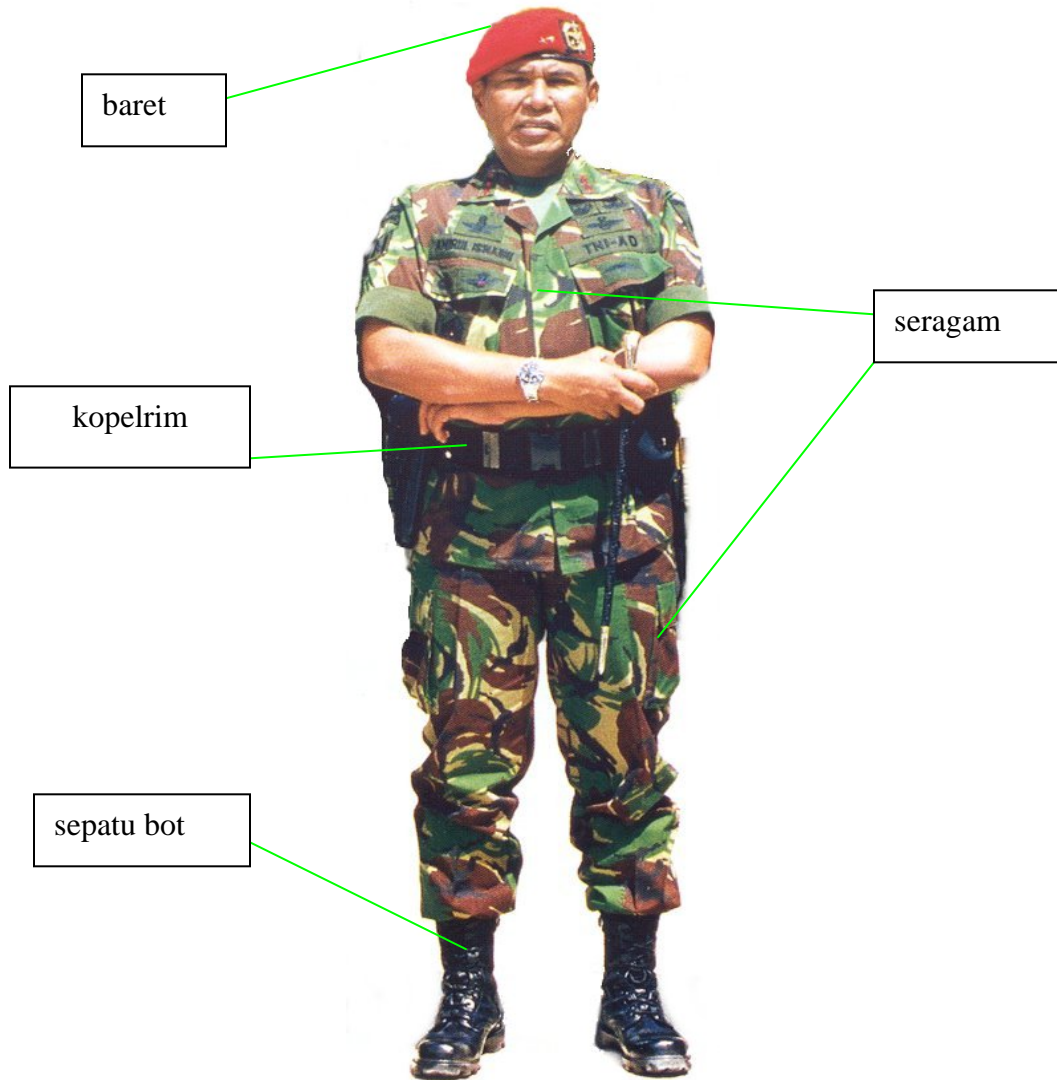
1. Serma Achmad: Ask where the headquarters is.  
Praka Burhan : Tell him.  
Serma Achmad : Ask where the mess hall is.  
Praka Burhan. : Tell him where it is in relation to the headquarters building.  
Serma Achmad:. Tell him you need gasoline. Ask where you can get some.  
Praka Burhan : Say at the motor pool. Tell him where that is.
2. Koptu Arief : Ask where you will sleep.  
Pelda Marcus : Say he is in the 3<sup>rd</sup> barracks.  
Koptu Arief : Ask where the dorms are and where your barrack room is.  
Pelda Marcus : Tell him and say his barracks room is on the third floor, with Master Sergeant Priyono.

**TIP OF THE DAY**

Because of the tropical weather, Indonesians rarely wear wool or leather. Lighter material that absorbs perspiration such as cotton is the most favorable clothing material. Generally there are two seasons in Indonesia: *musim hujan* (rainy season) and *musim kemarau* (dry season). Winter (*musim dingin*), fall (*musim gugur*) and spring (*musim bunga/semi*) are not known in the region.

**Discuss Work Attire**

**Military Clothing Needs**



**Civilian clothing**

**Atasan**



jaket



jaket jins



jaket



kemeja lengan panjang



kemeja lengan pendek



kaus berkerah



kaus oblong

**Bawahan**



rok



celana pendek



celana panjang

**Terusan**



**Setelan**



**Sandal dan Sepatu**



sepatu olahraga



sepatu



sandal jepit



sandal

**Aksesoris**



topi



dasi



kaus kaki



sabuk/ikat pinggang



jas hujan



payung


**Preference in Style, Color and Material**

Review the following colors and styles of materials.


*Corak:*



kotak-kotak



garis-garis



polos



bunga



loreng

**Exercise 8 (Class Work)**

Try to figure out the meaning for the words below based on the information in the previous pages. Then describe the corresponding pictures to your classmates. Use the information of styles above and the structures that you have learned previously.

- |                 |                      |
|-----------------|----------------------|
| 1. kemeja _____ | 5. kerah _____       |
| 2. sandal _____ | 6. panjang _____     |
| 3. pendek _____ | 7. kaus oblong _____ |
| 4. celana _____ | 8. jins _____        |

**Compare Sizes in the US and Indonesia**

Review the following comparison tables of sizes.

*Ukuran sepatu:*

Wanita

US	6	6.5	7	7.5	8	8.5	9
Indonesia	36	37	38	38	38	39	40

Pria

US	5.5	6.5	7.5	8.5	9.5	10.5	11.5
Indonesia	39	40	41	42	43	44	45

**TIP OF THE DAY**

For shirts, Indonesians mostly use letter sizes, S, M, L, XL, XXL, instead of number sizes.

*Ukuran kemeja:*

Wanita

US	32	34	36	38	40	42	44
Indonesia	40	42	44	46	48	50	52

Pria

US	14	14.5	15	15.5	16	16.5	17
Indonesia	36	37	38	39	41	42	43

*Ukuran celana:*

Wanita

US	6	8	10	12	14	16	18
Indonesia	34	36	38	40	42	44	46

Pria

US	28	30	32	34	36	38	40
Indonesia	44	46	48	50	52	54	56

**Exercise 9 (Pair Work)**

Read the following conversation with your partner, and then answer the questions below.

Penjual: Selamat siang! Ada yang bisa saya bantu?  
Samin: Saya ingin mengambil kaus seragam untuk olahraga yang berwarna hijau.  
Penjual: Anda ingin lengan panjang atau pendek?  
Samin: Saya ingin lengan pendek.  
Penjual: Berapa ukuran Anda?  
Samin: Tiga puluh tujuh.

1. Apa warna kaus yang dicari oleh Samin?

---

2. Samin ingin kaus lengan panjang atau lengan pendek?

---

3. Berapa ukuran kaus Samin?

---



**TIP OF THE DAY**

When the occasion permits, clothings made of light cotton or other materials that absorb sweats well are almost always the most comfortable to wear in Indonesia's humid weather, where the heat can reach 35 degrees Celsius.

**Exercise 10 (Pair Work)**

Imagine that you go to an apparel store in Indonesia to buy a long sleeves shirt, a polo shirt, a pair of trousers and a pair of shoes. You cannot find your size and so you go to a salesclerk who works there and ask for the apparels of your size. You are also wondering whether you should get the cotton (*katun*) ones or the nylon ones for your clothes. With your partner, create a conversation between you and the salesclerk. Use the structures from exercise 9 above and the previous lessons to develop your conversation. Do not forget to consider Indonesia's tropical weather in your conversation. Reverse roles. Be prepared when your instructor calls on you to perform your conversation in front of the class.

**Get Supplies**

**Scenario 1**

The army post needs fuel supply for vehicles, a generator, and other engines. The logistics manager is calling the PT Pertamina (Gas Company owned by the Indonesian government) to order fuel supplies. Pay attention to the conversation below and practice.

Kolonel Joko: Selamat pagi!

Pertamina: Selamat pagi. Ada yang bisa dibantu?

Kolonel Joko: Saya Kolonel Joko dari markas besar TNI AD.

    Apa Pertamina bisa mengirim persediaan bahan bakar?

Pertamina: Bisa. Berapa tangki yang dibutuhkan?

Kolonel Joko: Kira-kira satu tangki setiap bulan.

Pertamina: Mau yang 5000 liter atau 10.000 liter?

Kolonel Joko: 10.000 liter.

Pertamina: Baiklah.

Kolonel Joko: Saya akan mengirim surat permintaan segera. Terima kasih.

Pertamina: Kembali.

**Exercise 11 (Pair Work)**

You are in the logistics department. You are going to call the water company (*Perusahaan Daerah Air Minum - PDAM - Water Company owned by the Indonesian government*) and ask them to give water supplies for the base camp. Create a short conversation between you and a PDAM officer. Look at scenario 1 as an example. Practice with your partner.

**Exercise 12 (Group Work)**

Imagine that you are preparing for a reconnaissance mission in the jungle of Papua. Decide with your group the supplies that you need from the logistics department and write them down on the form below.

<p><b>Formulir Permintaan Departemen Logistik</b></p> <p>Tentara Nasional Indonesia – Angkatan Darat Jl. Merdeka No. 1, Cilangkap 54396 Telp. (021) 4354759, Fax. (021) 7684267</p>				
<p>Nama:</p>				
<p>Jabatan:</p>				
<p>No. pegawai:</p>				
No.	Permintaan barang	Jumlah	Ukuran	Keterangan

**Exercise 13 (Pair Work)**

Create a telephone conversation based on the list of supplies you made in Exercise 11. One of you will be the administrative assistant who will order the supplies needed. The other will play the role of the logistics department officer who takes the supplies order. Use the structures from scenario 1 above as your model. Go back to Lesson 5 if necessary to review the structures used in making a formal telephone call.

### Writing a Formal Letter to Order Supplies

Most of the time, a formal letter is required to order supplies, especially when it is in large amounts. This letter is used as a proof documentation for writing the invoice (bill); therefore, any misunderstandings or hassles can be avoided.

**Tentara Nasional Indonesia – Angkatan Darat**

Jl. Merdeka No. 1, Cilangkap 54396  
Telp. (021) 4354759, Fax. (021) 7684267

No. Surat : 12/TNI-AD/2003  
Tanggal : 12 Januari 2003  
Perihal : Pemesanan barang

Kepada Yth:  
Manager “Alfa Supermarket”  
Jl. Solo No. 34  
Jakarta

Dengan hormat,

Dengan ini, TNI – AD ingin memesan barang-barang perlengkapan pokok untuk keperluan markas besar. Barang-barang tersebut adalah sebagai berikut:

Beras : 3 kuintal  
Bakmi : 100 bungkus  
Telur : 50 kg  
Kentang : 50 kg  
Air mineral : 500 botol  
Baterai : 50 kotak  
Kaus kaki : 100 pasang

Mohon barang dikirim ke markas besar Jl. Merdeka No. 1, Cilangkap 54396. Jika ada pertanyaan hubungi Sersan Jono di nomor telepon (021) 6462563 Ext. 21. Terima kasih.

Hormat kami,

Sersan Jono  
Administrasi

**Exercise 1 (Pair Work)**

Write down a formal letter to order supplies (see example above). You are ordering complete apparel for the soldiers, such as T-shirts, shirts, pants, and hats. Be as thorough as you can, and then compare the list with your partner.

**Exercise 2 (Class Work)**

Look at the letter below and answer the questions.

Kepada Yth;  
Manager “Matahari Department Store”  
Jl. Malioboro No. 1 Yogyakarta

Dengan hormat,  
Dengan ini saya ingin memberitahukan bahwa barang-barang yang kami pesan tidak sesuai dengan permintaan. Kami memesan 30 kemeja ukuran L dan 30 kaus ukuran M tetapi Anda mengirim 30 kemeja ukuran M dan kaus ukuran L. Di samping itu, beberapa kemeja telah rusak dan warnanya sudah pudar. Mohon perhatiannya. Terima kasih.

Hormat kami,  
Sersan Jono

1. What is this letter about? Explain!
2. What might the manager of the “Matahari Department Store” do after he gets this letter?

**Exercise 3 (Class Work)**

Write a short letter to your supplier mentioning that you have received your order and you are satisfied with it.

---

---

---

---

---

---

---

---

**Nouns**

alat	tool
amunisi	ammunition
aula	hall
bahan bakar	fuel
baju	clothes/dress
barang	item
baterai	battery
celana	trousers
cuaca	weather
gudang	depot (warehouse)
helm	helmet
jas hujan	raincoat
kantung tidur	sleeping bag
kapak	ax
katun	cotton
kawat berduri	barbed wire
kompas	compass
kopelrim	utility belt
korek api	matches
kotak	box, square
lapangan upacara	parade ground
lusin	dozen
musim hujan	rainy season
musim kemarau	dry season
obat nyamuk	mosquito repellent
obat-obatan	medicines
pasak	tent peg
payung	umbrella
peluru	bullet
persediaan	supply
peta	map
pisau	knife
pos penjagaan	main gate check point
PPPK	emergency kit
pusat	center
ransel	back pack
senter	flashlight
sepatu bot	boots
seragam	uniform
tali tambang	rope
tempat latihan perang	combat exercise ground
tempat makan	dining space

tenda	tent
teropong	binocular
terpal	canvas
topi	hat
ukuran	size

**Verbs**

membutuhkan ( <i>root: butuh</i> )	to need something
ditaruh ( <i>root: taruh</i> )	to place
kirim	to send
lapor	to report
memesan ( <i>root: pesan</i> )	to order
menembak ( <i>root: tembak</i> )	to shoot

**Adjectives**

cukup	enough
loreng	camouflaged (lit.stripped)

**Others**

di samping itu	besides
sepasang	pair

**Supplementary**

**Nouns**

beras	rice
kentang	potato
kuintal	measure of 100 kg
lampu petromak	kerosene pressure lantern
latihan	training/exercise
tambahan	addition
gedung	building
api	fire
kompot	stove
perihal	matter
aki	car battery
musim dingin	winter

**Verbs**

lupa	to forget
------	-----------

**Adjectives**

pudar	faded
pokok	main

### Base Camp Locations

You might not find a military base on the map, but you will notice that there are some base camps in certain areas of Indonesia because they usually put up signs such as “*Tempat latihan perang TNI Angkatan Darat – Dilarang Masuk*” (Combat Exercise Ground – Do not enter), *Perumahan TNI Angkatan Darat – Jalan pelan-pelan!* (TNI – AD Housing Complex – Drive slowly!), etc. If the base camps are situated close to the public road, you have to slow down to a certain speed limit when you pass them.

Some people in Indonesia are used to calling the military base camp “Kandang Macan” (Tiger Cage), “Kandang Menjangan” (Deer Cage), or any other name based on the location/area where they exist.

### Sembako



*Sembako* is the abbreviation for *sembilan bahan pokok*; they are nine basic supplies which are considered by the government as the most important food and food related commodities needed for daily consumption of Indonesian people. The list has changed after 1998, but rice has always been on it. Other than rice, included in this list are sugar, cooking oil (including margarine), meat (beef and chicken), egg (chicken), milk, corn, kerosene, and iodized salt. Kerosene is on the list because many Indonesians use kerosene stoves. Despite the government's regulation regarding what can be considered as basic stuffs, the term *sembako* has been used loosely in public to include other stuffs that become important commodity in the market including chili.

### Activity 1 (Group Work)

Choose the best answers that match the descriptions below.

1. Bahan bakar untuk mesin, mobil, tank \_\_\_\_\_
2. Alat untuk melihat dari jauh \_\_\_\_\_
3. Alat penunjuk arah, berbentuk bundar \_\_\_\_\_
4. Alat untuk menyalakan lilin \_\_\_\_\_
5. Alat untuk memotong kayu \_\_\_\_\_
6. Alat telekomunikasi \_\_\_\_\_
7. Alat untuk menggali lubang \_\_\_\_\_
8. Kertas/buku berisi informasi geografi \_\_\_\_\_

### Activity 2 (Group Work)

Pick someone in your group and describe the clothing he/she is wearing today in Indonesian. Do not forget the hat, belt, socks, shoes, and shirt. Also mention the color, style, and size.

### Activity 3 (Group Work)

You decide to go hiking and camp out. Within the group, decide which camping and clothing items are necessary for the trip.

### Activity 4 (Group Work)

Divide the class into three groups. Your team is lost in the jungle of Sumatra, and because of the need to travel lightly your team is only allowed to bring ten things. Pick ten most important items and rank them based on their levels of importance. Each group will delegate someone to explain the reasons for choosing their order. Class discussion will follow.

Here are the items: *Tali, tenda, pisau, PPPK, kompas, peta, air, selimut, korek api, petromak, lilin, kantung tidur, ransel, generator, bensin, makanan, senter, radio.*



**Activity 5 (Pair Work)**

You are at a base camp and need more gasoline, a battery, a flashlight, and drinking water. Have a conversation between you and the person who works at the logistics department.

**Activity 6 (Group Work)**

The instructor will bring pictures of items for base-camp supplies. Student number one will choose an item and says: “*Saya akan membawa \_\_\_\_\_*”. The next student will pick a new item and says, “*Saya akan membawa \_\_\_\_\_*”  
Each time a new student picks an item, he/she mentions the item that he/she has picked and the item picked previously.

**Activity 7 (Pair Work)**

Sersan Tono and Sersan Susilo are squad leaders at a military base. They will be having joint-field training next week. Sersan Tono left a note for Sersan Susilo. Read the note and answer the questions below.

Sersan Susilo,  
Minggu depan akan diadakan latihan gabungan di kawasan Cijantung. Kami harus membawa cukup persediaan. Kami memiliki cukup tenda dan tali. Kami membutuhkan tambahan generator, bensin, helm, dan senjata.

1. Di manakah latihan gabungan akan dilaksanakan?  
\_\_\_\_\_
2. Apa yang sudah mereka miliki?  
\_\_\_\_\_
3. Apa yang mereka butuhkan?  
\_\_\_\_\_

**Activity 8 (Pair Work)**

In this scenario, you will work in pairs. Both of you are going to a camp. You are talking about the apparel you are going to take with you. Tell each other what types of clothes you will prepare.

**Activity 9 (Pair Work)**

You will work in pairs. Student (A) will draw a camp and student B will write a list of supply items that he is going to take to the camp. Student B has to write at least ten items. Then student B will ask student A where to take the items he has. In other words, student B has to ask student A about the proper locations to take those items. Ask and answer questions about the proper places to put the different supply items.

**Activity 10 (Class Work)**

The whole class will play the following scenario: One of you will ask a fellow student where a certain item is supposed to go. This student will tell him that he does not know because this item does not fall into his area of responsibility. The second student then suggests that the first student asks the person who is in charge in handling this item. Then the third student will answer the question.

**Activity 11 (Pair Work)**

Study the following picture and develop a description of what you see. Be ready to present your description in front of the class when the instructor calls you.



**Activity 1 (Group Work)**

The class will be divided into five groups. Your instructor will give each group a three by five card, which consists of people with different clothes. Each group has to pick one person from the card and write a description about his/her clothes. After the description is written, give your answer and your picture to the group next to you. (Group 1 gives to group 2, group 2 gives to group 3, etc.) This group reads your description and finds the right person that is being described.

---

---

---

---

---

---

---

---

---

---

---

---

---

---

---

---

---

---

---

---

---

---

---

---

---

---

**Activity 2 (Group Work)**

Divide the class into four or five groups. Read the following description about the surroundings of a base camp. Then draw a map according to the description and present it in front of the class.

Tempat parkir berada di sebelah kanan pintu gerbang utama. Pos komandan berada di sebelah kiri tempat parkir. Tiang bendera dan lapangan upacara berada di seberang pintu gerbang utama. Gudang persediaan, gudang seragam, dan gudang amunisi berada di belakang klinik.

**Activity 3 (Pair Work)**

Each pair will be given a scenario. Each pair will perform something according to the scenario. After every performance, the other groups will evaluate and determine the topic of the performance. Write down the evaluation and submit to your instructor.

---

---

---

---

---

---

---

---

---

---

**Activity 4 (Group Work)**

In this activity, you will work in groups. You are a committee that is in charge of planning the activities in a certain camp. Discuss the activities you are going to do in the camp as well as the schedule for these activities. Write down the schedule and read it to the class. Be specific about the relocation order and schedule of the camp. You can do as many activities as possible, as long as it includes:

- |                 |                      |                |
|-----------------|----------------------|----------------|
| 1. pasang tenda | 2. upacara bendera   | 3. latihan     |
| 4. menembak     | 5. istirahat         | 6. makan siang |
| 7. makan malam  | 8. pertemuan di aula |                |

---

---

---

---

---

---

**Activity 5 (Class Work)**

We are going to play three rounds of “*Bingo*” game. Pick 9 supply words from a base camp and fill them inside the boxes below. The instructor will call out vocabulary words one at a time. Cross out the words in your box as soon as you hear one. Say “*Bingo*” out loud, when you are making a horizontal or vertical or diagonal line of three grids out of them. The winner will read the winning words and pick one of his classmates to create sentences using the words.

Putaran 1


Putaran 2


Putaran 3


**Activity 6 (Pair Work)**

The instructor will choose two students to read a conversation. Listen to the conversation, and then answer the questions.

1. Ini adalah pembicaraan antara John dengan \_\_\_\_\_
2. John ingin membeli \_\_\_\_\_ berukuran \_\_\_\_\_
3. Buatlah gambar corak, warna dan bentuk barang yang ingin dibeli.
4. Tuliskan dalam satu paragraf inti dari pembicaraan diatas.

**Activity 7 (Group Work)**

Divide the class into three groups and then work with your classmates to understand the following formal letter. Then your instructor will read some questions based on it. Your group has to compete against the other two groups to answer the questions. Raise your hand if you know the answer; your group will get one point for each correct answer. The winner will receive a prize.

Tentara Nasional Indonesia – Angkatan Darat  
Jl. Merdeka No. 1, Cilangkap 54396  
Telp. (021) 4354759, Fax. (021) 7684267

No. Surat: 12/TNI-AD/2003  
Tanggal: 14 Mei 2003  
Perihal: Pemesanan barang

Kepada Yth:  
Manager toko peralatan “Serba Ada”  
Jl. Sumbawa No. 33  
Jakarta

Dengan hormat,

Dengan ini, TNI – AD ingin memesan barang-barang kebutuhan untuk mempersiapkan pelatihan para tentara. Barang-barang tersebut adalah sebagai berikut:

Tenda: 12 set  
Ransel: 30 buah  
Kantung tidur: 30 buah  
Senter: 1 lusin  
Petromak: 5 buah  
Tali: 500 meter

Mohon barang dikirim ke markas besar Jl. Merdeka No. 1, Cilangkap 54396. Jika ada pertanyaan hubungi Sersan Karno di nomor telepon (021) 6462563. Terima kasih.

Hormat kami,

Sersan Karno  
Administrasi



**Activity 8 (Group Work)**

Two people in the group will draw a base camp map and explain how and why you design it in such a way. The rest of the group will ask questions such as: "*Di manakah letak tenda tempat makan? Di manakah letak gudang pakaian? Di manakah letak tempat lapor?*" etc.

At the end of the question session, ask everyone in the group to explain about the base camp's design.

**Activity 9 (Pair Work)**

Read the following conversation and take turns answering the questions to each other:

Budi: Saya ingin mengambil seragam latihan.

Toni: Siapa nama Anda?

Budi: Budi Prasetya.

Toni: Apakah anda ingin topi dan sabuk?

Budi: Ya. Topi saya ukuran L dan sabuk saya ukuran M.

Toni: Baiklah. Silahkan tulis nama Anda di sini.

1. Berapa ukuran topi dan sabuk Budi?

---

2. Apa yang ingin Budi ambil selain topi dan sabuk?

---

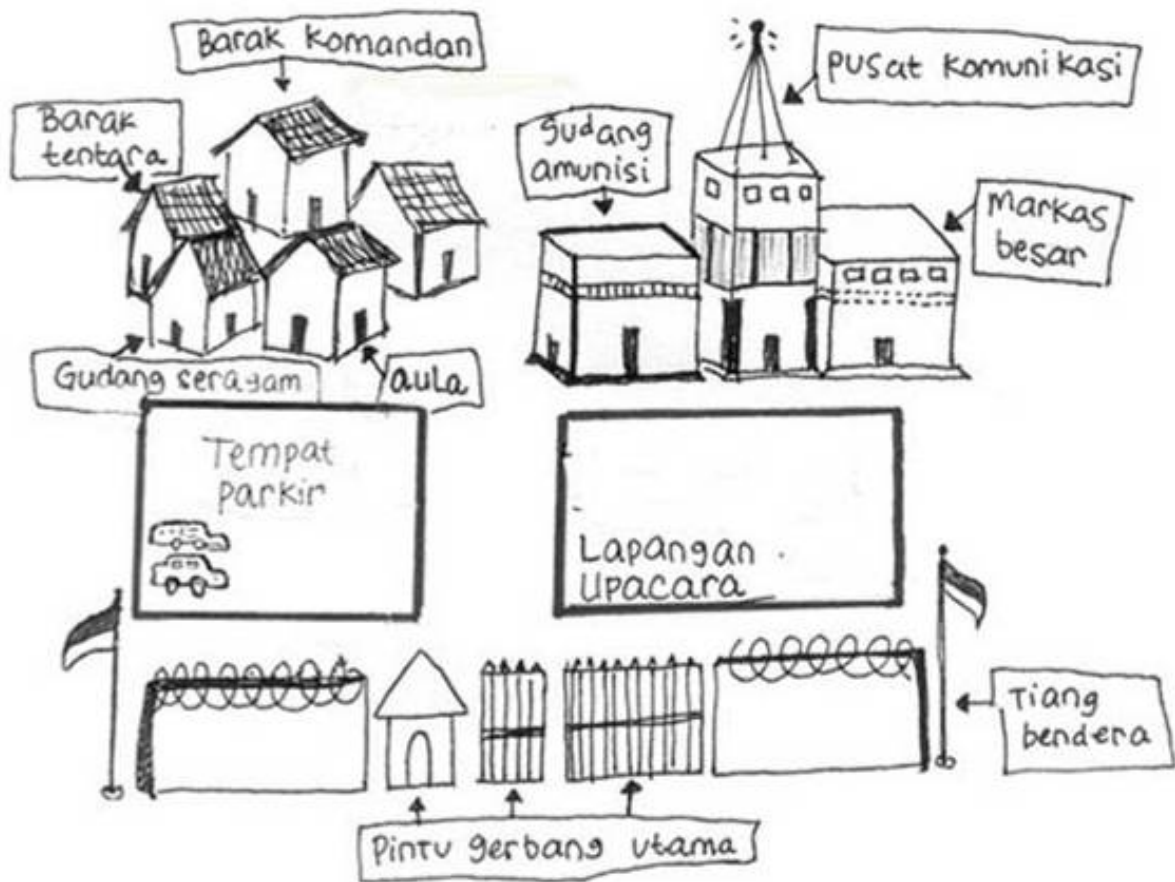
3. Siapa nama lengkap Budi?

---

Activity 10 (Group Work)



Divide the class into four groups. Take a look at the following picture drawn by Patriana, the daughter of Sergeant Wiryawan who is assigned to *Sandhi Yudha* group of *Kopassus*. Write a description of the base camp below using the following words: *di seberang*, *di sebelah kiri*, *di sebelah kanan*, *di belakang*, *di depan*. Explain it to the rest of the class.



---

---

---

---

---

**Activity 1**

You are assigned to be the coordinator for the base camp. For the next base camp you need to order twelve items of tents, fifty meters of rope, ten gallons of gasoline, twenty lamps, a dozen of sleeping bag, a compass, and a map. Write down your request into this form.

<b>Formulir Permintaan Departemen Logistik</b>				
Tentara Nasional Indonesia – Angkatan Darat				
Jl. Merdeka No. 1, Cilangkap 54396				
Telp. (021) 4354759, Fax. (021) 7684267				
Nama:				
Jabatan:				
No. pegawai:				
No.	Permintaan barang	Jumlah	Ukuran	Keterangan

**Activity 2**

You are assigned to set a base camp schedule for one day, but you are not sure if training is already in the schedule or not. Write down a conversation between you and your commandant whether you should add training or not.

**Activity 3**

Write a complaint letter to the supplier, mentioning that you received the wrong amounts and the wrong items.







**Activity 4**

The following items are needed to establish a base camp. Write down the proper Indonesian word for each of them.

tents	
barbed wire	
rope	
tools	
generators	
communication wire	
medical supplies	
water	
fuel	
ammunition storage	

**Activity 5**

Based on the picture, describe the clothing and its pattern and style.

**Activity 6**

]

Write a brief paragraph about your favorite civilian or military clothing. Give examples and be specific.

---

---

---

---

---

---

---

---

---

---

**Activity 7**

Based on the chart below, write a paragraph about your shirt, pants and shoes size in Indonesia.

Kemeja:

Pria							
US	14	14.5	15	15.5	16	16.5	17
Indonesia	36	37	38	39	41	42	43

Celana:


Pria							
US	28	30	32	34	36	38	40
Indonesia	44	46	48	50	52	54	56

Sepatu:

Pria							
US	5.5	6.5	7.5	8.5	9.5	10.5	11.5
Indonesia	39	40	41	42	43	44	45

**Activity 8 (Group Work)**

Fill out this crossword puzzle.



**Questions:**

1. Likuid untuk menjalankan generator.
2. Selimut dan matras untuk kemping.
3. Digunakan untuk mengikat.
4. Obat peledak.
5. Persamaan dynamo.
- 6a. (mendatar) Jarum penunjuk arah mata angin.
- 6b. (menurun) \_\_\_\_\_ berduri
7. Paku untuk memasang tenda.
8. Botol \_\_\_\_\_, untuk menyimpan minum.
9. Alat untuk memotong kayu.
10. Digunakan sebagai tas untuk membawa barang-barang dan dikenakan di punggung.
11. Tempat istirahat terbuat dari kanvas, ditopang oleh tiang dan tali.



**Activity 9**

Draw a base camp map in full detail. Present your base camp outline by explaining to the class the location of each place and the activities that take place in each of them.